

**PORTABLE**



## INDEX

<b>Technologies</b>	<b>6</b>
<b>ART 9 SERIES</b>	<b>8</b>
<b>ART 9-AX SERIES</b>	<b>10</b>
SPECIFICATIONS	12
<b>ART 7 MK5 SERIES</b>	<b>14</b>
SPECIFICATIONS	16
<b>NX COLUMN ARRAYS</b>	<b>18</b>
SPECIFICATIONS	20
<b>NX 9 SERIES</b>	<b>22</b>
SPECIFICATIONS	24
<b>NX 945-A &amp; NX 932-A</b>	<b>26</b>
SPECIFICATIONS	28
<b>NX STAGE MONITORS</b>	<b>30</b>
SPECIFICATIONS	32
<b>EVOX J SYSTEMS</b>	<b>34</b>
<b>EVOX 12 SYSTEM</b>	<b>36</b>
SPECIFICATIONS	38
<b>SUB AX SERIES</b>	<b>40</b>
SPECIFICATIONS	44
<b>SUB SERIES</b>	<b>46</b>
SPECIFICATIONS	48

# RCF

## Sound Culture

Hit the road with confidence; you've got the sound covered. RCF's Portable line is the one-stop shop for portable, self-powered audio systems designed for life on the go. Whether you're a musician, DJ, sound provider, or anyone who needs high-quality sound on the move, RCF has the perfect solution for you.

### AT RCF WE CARE ABOUT YOUR SOUND

Since 1949 RCF has been committed to the perfect reproduction and amplification of sound in the fields of professional audio for events, music, broadcast and public address. We bring typical Italian passion for perfection and good design in the world of professional audio. RCF researches and develops every product from scratch, to ensure the maximum quality and reliability to the final user. The complete range of products covers all the aspects of the audio chain and all the requirements of musicians, sound engineers, architects and system integrators.

### BUILT FOR THE STAGE

PORTABLE cabinets are constructed using composite polypropylene and durable, polyurea-coated marine birch plywood. Each speaker base features a sturdy pole socket, making it suitable for mounting on a stand or subwoofer pole. Many of our cabinets are designed to function seamlessly as sleek, low-profile stage monitors. Additionally, they are equipped with ergonomic, recessed handles with rubber grips to simplify transport and setup.

### FROM CONCEPT TO CONCERT

With over 75 years in design and manufacturing, RCF leads in sound innovation. Our Class-D amps give you ultra-fast attack and crystal-clear sound, perfect for demanding audiences. Our DSP tech packs soft clipping and RMS limiters, plus advanced tuning for the best sound quality. Our Precision Transducers, made with premium materials, reflect RCF's technical excellence and durability.



## **PORTABLE**

RCF delivers premium audio solutions for diverse live sound applications with versatile, easy-to-use, self-powered devices. Connect your audio source, adjust the volume, and enjoy excellent sound instantly. RCF PORTABLE products are perfect for live entertainment, DJs, parties, club music, worship sound, and corporate events.

## **TAKE RCF WITH YOU**

RCF redefines portability as more than just being easy to carry and use. It encompasses lightweight and practical handling, crucial for daily operations. With straightforward and intuitive controls, we aim for quick and error-free setups. Our goal is to achieve perfect sound in every venue with minimal effort.



# Bass Motion Control

When searching for an extended bass with enhanced performance, RCF engineers used a forward-thinking approach. Introducing BMC (Bass Motion Control), the newly advanced woofer excursion management feature. The speaker equipped with BMC can handle the lowest audible frequencies without affecting woofer stability, with extended linearity and better sound integrity.

The BMC method works by creating a complete map of the dynamic behavior of the woofer, to generate a custom algorithm that only limits over-excursions. This gives total freedom of signal reproduction to the transducer. When high-pass filters normally protect the woofer motion from becoming destructive but change the phase behavior, the new BMC algorithm breaks conventional rules.

CONTROL OF MECHANICAL DISPLACEMENT

HIGH-PASS FILTER REMOVAL

REMOVE LIMITER IN THE WHOLE RANGE



IMPROVED PERFORMANCE

CONSTANT TIMBRAL BALANCE





# FiRPHASE Technology

RCF speakers are designed using a proprietary and advanced digital FIR technology, conceived to deliver transparent sound, absolute clarity and perfect imaging to the listener. The special FiRPHASE filters allow for coherent distribution of sound for all listeners without phase distortions, ensuring minimum latencies in the system.

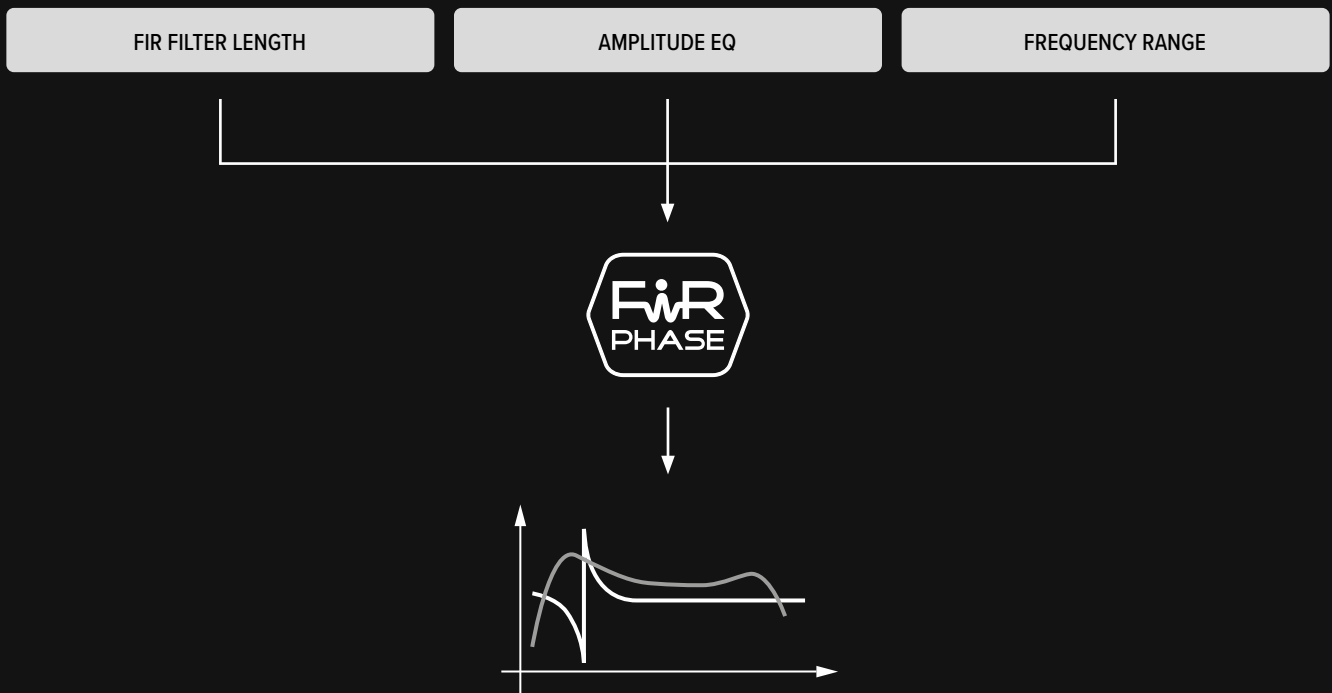
The design of the FIR filter for this specific purpose should start from an accurate measurement of the loudspeaker phase. FiRPHASE algorithm use this measurement and adapt the loudspeaker's phase without touching the amplitude

equalization.

The advanced technique used by FiRPHASE is a recursive method (least squares method) combined with a proprietary algorithm that calculates the best FIR filter coefficients according to amplitude and phase constrains.

The algorithm corrects phase and amplitude (if necessary) by identifying the weak points of both the transducers and cabinet of the loudspeaker.

This technique allows a deep control of phase at mid-low frequency with relatively small filters, while also achieving a higher resolution than that one as theory suggests.



When an ACE preset is loaded, the FiRPHASE processor is engaged across the entire crossover band to optimize phase alignment and ensure maximum performance and power delivery for the SUB+TOP system.

# ART 9 SERIES

ART 9 combines raw power and technological innovation to reliably deliver superior clarity with impressive sound pressure. With RCF build quality and packed with premium features, it's the most versatile loudspeaker for professional applications—on the road, on the stage, and is also suitable for fixed installation.

## THE MOST POWERFUL AMPLIFIER IN ITS CLASS

With 2,100 Watts of power, the 2-channel ART 9 Class-D amplifier is 50% more powerful than previous models, able to manage extremely high sound pressure levels with an ultra-fast attack, realistic transient response, and very low heat loss.

## SUPERIOR COMPRESSION DRIVERS

Lightweight and powerful, RCF drivers are a true reference for high performance. All transducers are designed by RCF engineers in Italy for maximum reliability and perfectly matched components. ART 945-A, 935-A and 932-A feature premium titanium domes with neodymium magnets.

## POLYIMIDE-KAPTON DOME

Kapton® is a material extensively used in space and for temperature-resistant insulation. For applications where extremes of heat and vibration are the norm, designers rely on Kapton® because of its ability to maintain its unique combination of mechanical properties under the harshest of conditions.

## REMARKABLE WOOFERS

Low-frequency transducer design gains more stability over higher currents, with less distortion, and is highly efficient in terms of heat dissipation. RCF quality control is very strict. Our woofers are tested with a 200 hours continuous signal to stress the transducer at extreme levels. Only the best woofer design can fit ART 9.

## NEW CABINET DESIGN

A professional appearance of an ART 9 speaker is ideal for live events or installed applications. The sleek black cabinet uses a special polypropylene composite material with a radically new construction concept. The grill cover is heavy-duty steel protecting both transducers and vented ports.

## ACTIVE TWO-WAY PROFESSIONAL SPEAKERS

- Up to 135 dB Sound Pressure Level
- 2100W Class-D Bi-Amplification
- Up to 50 - 20000 Hz linear frequency response
- Wide 100° x 60° Constant Directivity
- Proper Crossover Frequency for each model
- FIRPHASE zero degrees phase technology
- Bass Motion Control woofer excursion management
- True Resistive Waveguide for superb, distortion-free coverage
- Road-proof Cabinet with M-Brace Reinforcement



ART 915-A

# A revolution in portable sound

## M-BRACE

The M-brace reinforcement connects four internal sides of the enclosure with the amplifier, preventing any deformation for a completely inert body, with augmented acoustical damping even at maximum volume settings. The M-brace design also performs as a reinforcement structure, for greater resistance to mechanical stress.

## TRUE RESISTIVE WAVEGUIDE

The TRW waveguide mimics a resonance-free pure resistive load reducing the high-frequency distortion of a classic horn. With its asymmetrical sound shaping, the coverage angle of the waveguide provides constant directivity to the entire listening area and improved stereo panorama.

True Outdoor Protection (TOP)  
PowerCON TRUE1  
ART 945-A only



## COMBO IN AND XLR OUT

Presets:  
Linear  
Boost  
Stage

## FANLESS HEATSINK



## TRUE RESISTIVE WAVEGUIDE

## ERGONOMIC HANDLES WITH RUBBER GRIPS

## M-BRACE

ART 935-A

60°  
Vertical Coverage Angle  
100°  
Horizontal Coverage Angle

# ART 9-AX SERIES

With rugged build quality and premium features, ART 9-AX combines all ART 9-A features with a powerful digital mixer and advanced capabilities. Several operating modes are included, alone or paired with other speakers and subwoofers, wired or wireless. All available functions and parameters are accessible from the onboard color display via a capacitive touch screen and an encoder knob, as well as from a dedicated app for iOS and Android devices.

## CLASS-LEADING SOUND AND FUNCTIONALITY

Featuring 48V microphone preamps and line inputs, an internal 6-channel digital mixer with advanced DSP, Bluetooth audio input and remote control for both single and dual paired speakers, ART 9-AX is a worthy solution for any audio application. The speaker can be used alone as the main central unit, paired wireless/wired with another ART, or connected to a subwoofer. The new bi-amplified 2100W electroacoustic design provides impressive Sound Pressure Levels (SPL) while preserving extreme clarity when used in open-air environments and long distances. All operations can be controlled by the 2.4-inch color touch display on the backpanel or remotely by the LiveRemote App for Android and iOS devices.

## TOUCH SCREEN BACK PANEL

The ART 9 AX back panel features a large 2.4-inch color touch screen and a push encoder to adjust all speaker settings on-the-fly. The dual-mode menu is optimized for fast navigation: Easy Mode for fast and immediate setup, Advanced Mode for professional tuning and signal routing.

## PROFESSIONAL ACTIVE BLUETOOTH® SPEAKER

- All the features of ART 9 Series plus:
- Bluetooth® for Audio Streaming and Control
- Smartphone app for remote control
- 6-in, 2-out stereo digital mixer and output processing
- Internal digital routing and crossover for RCF subwoofers
- Color display with capacitive touch

## BUILT-IN MIXER FEATURES

<b>Processor section</b>	
Controls:	Color touch panel, data entry/volume encoder, dedicated App for iOS and Android.
<b>Electronic specifications</b>	
Frequency Response:	20 Hz - 20 kHz
THD+N, 20dB gain, 0dBu out:	0.005% A-Weighted
<b>Processing</b>	
Processing Channels:	6
Signal Processing:	24 Bit
A/D-D/A conversion:	32 Bit @ 48.0 kHz
Dynamic Range:	110
<b>Inputs</b>	
Mic:	2
Remote controlled storable gain:	Yes
Gain Range:	0 dB - 42 dB
Input Noise Level:	-114 dBu A-Weighted
Mic Inputs Impedance:	6 kohm
Low Cut:	20 Hz - 400 Hz
Phantom Power +48V:	Yes
Mono Line:	2
Gain Selection:	0 dB - 22 dB
Line Input Impedance:	21 kohm
A/D Dynamic range:	114 dB
Stereo Line:	1
Gain Selection:	0 dB - 10 dB
Stereo Line Input Impedance:	13 kohm
<b>Outputs</b>	
Main MIX:	1
<b>Outputs specifications</b>	
Main Out Impedance:	150 ohm
Main Out Level:	22 dBu
D/A Dynamic Range:	114 dB
<b>Compressors</b>	
RCF Compressors:	Compressors on MIC/LINE CH1 & CH2 inputs
<b>EQ</b>	
Input Channels EQ:	2 Shelving 1
Description:	3 Band EQ: High and Low band shelving, MID band peak on IN 5 Band EQ: 4 Full Parametric, 1 High Shelving and HPF 24 dB/Oct on Amplifier and MAIN output
<b>Internal Effects</b>	
Send Effects:	1
<b>Mastering processors</b>	
Main OUT type:	Mix out, Crossover out with RCF Subwoofers presets, Stereo output, CH1 Link out.

# All colors of sound



## LIVEREMOTE CONTROL APP

Whether you're a musician, DJ, or pro sound engineer, RCF LiveRemote App makes it easy to adjust ART 9 AX mixer, DSP, FX, routing, and Bluetooth settings. LiveRemote also allows full control of the internal ART 9 AX engine; recall and save presets, set your desired volume levels, adjust EQ, compressors, and FX, customize and tune your sound system and much more. Available for Android and iOS phones and tablets.





## SPECIFICATIONS

	ART 945-A	ART 935-A	ART 915-A	ART 915-AX	ART 932-A
<b>Acoustical specifications</b>					
Frequency Response:	45 Hz - 20 kHz	45 Hz - 20 kHz	45 Hz - 20 kHz		50 Hz - 20 kHz
Max SPL @ 1m:	135 dB	133 dB	131 dB		132 dB
Horizontal coverage angle	100°	100°	100°		100°
Vertical coverage angle:	60°	60°	60°		60°
<b>Transducers</b>					
Compression Driver:	4" Neo - Titanium Dome	3" Neo - Titanium Dome	1", 1.75" v.c.		3" Neo - Titanium Dome
Woofer:	15" neo, 3.5" v.c.	15", 3.0" v.c.	15", 2.5" v.c.		12", 2.5" v.c.
<b>Input/Output section</b>					
Input signal:	bal/unbal	bal/unbal	bal/unbal		bal/unbal
Input connectors:	XLR, Jack	XLR, Jack	XLR, Jack		XLR, Jack
Output connectors:	XLR	XLR	XLR		XLR
Input sensitivity:	-2 dBu/+4 dBu	-2 dBu/+4 dBu	-2 dBu/+4 dBu		-2 dBu/+4 dBu
<b>Processor section</b>					
Crossover Frequencies:	650 Hz	800 Hz	1800 Hz		700 Hz
Protections:	Thermal, RMS	Thermal, RMS	Thermal, RMS		Thermal, RMS
Limiter:	Soft Limiter	Soft Limiter	Soft Limiter		Soft Limiter
Controls:	Linear, Boost, Stage, Volume	Linear, Boost, Stage, Volume	Linear, Boost, Stage, Volume		Linear, Boost, Stage, Volume
<b>Power section</b>					
Total Power:	2100 W Peak	2100 W Peak	2100 W Peak		2100 W Peak
High frequencies:	700 W Peak	700 W Peak	700 W Peak		700 W Peak
Low frequencies:	1400 W Peak	1400 W Peak	1400 W Peak		1500 W Peak
Cooling:	Convection	Convection	Convection		Convection
Connections:	Powercon TRUE1 TOP IN/OUT	VDE	VDE		VDE
RCF Technology	FiRPHASE Bass Motion Control	FiRPHASE Bass Motion Control	FiRPHASE Bass Motion Control		FiRPHASE Bass Motion Control
<b>Standard compliance</b>					
CE marking:	Yes	Yes	Yes		Yes
<b>Physical specifications</b>					
Cabinet/Case Material:	PP Composite	PP Composite	PP Composite		PP Composite
Hardware:	1 x M10 Top, 1 x M10 each side	1 x M10 Top, 1 x M10 each side	1 x M10 Top, 1 x M10 each side		1 x M10 Top, 1 x M10 each side
Handles:	1 Top, 1 each side	1 Top, 1 each side	1 Top, 1 each side		1 Top, 1 each side
Pole mount/Cap:	Yes	Yes	Yes		Yes
Grille:	Steel	Steel	Steel		Steel
Color:	Black	Black	Black		Black
<b>Size</b>					
Height:	717 mm / 28.23"	717 mm / 28.23"	717 mm / 28.23"		642 mm / 25.28"
Width:	415 mm / 16.34"	415 mm / 16.34"	415 mm / 16.34"		370 mm / 14.57"
Depth:	410 mm / 16.14"	410 mm / 16.14"	410 mm / 16.14"		363 mm / 14.29"
Weight:	22.4 kg / 49.38 lbs	24.2 kg / 53.35 lbs	22 kg / 48.5 lbs		18.8 kg / 41.45 lbs
<b>Part Number</b>					
<b>220-240 V</b>	<b>13000691</b>	<b>13000682</b>	<b>13000656</b>	<b>13000710</b>	<b>13000680</b>
<b>100-120 V</b>	<b>13000692</b>	<b>13000683</b>	<b>13000679</b>	<b>13000711</b>	<b>13000681</b>

## FLOOR & SUSPENDED CONFIGURATIONS



Pole mount  
on subwoofer



Pole mount  
on floor stand



Stage  
Monitor



Horizontal wall/  
hanged mount



Vertical wall/  
hanged mount



Hanged  
mount



ART 912-A	ART 912-AX	ART 910-A	ART 910-AX
50 Hz - 20 kHz		50 Hz - 20 kHz	
130 dB		130 dB	
100°		100°	
60°		60°	
1", 1.75" v.c.		1", 1.75" v.c.	
12", 2.5" v.c.		10", 2.5" v.c.	
bal/unbal		bal/unbal	
XLR, Jack		XLR, Jack	
XLR		XLR	
-2 dBu/+4 dBu		-2 dBu/+4 dBu	
1800 Hz		1800 Hz	
Thermal, RMS		Thermal, RMS	
Soft Limiter		Soft Limiter	
Linear, Boost, Stage, Volume		Linear, Boost, Stage, Volume	
2100 W Peak		2100 W Peak	
700 W Peak		700 W Peak	
1400 W Peak		1400 W Peak	
Convection		Convection	
VDE		VDE	
FiRPHASE		FiRPHASE	
Bass Motion Control		Bass Motion Control	
Yes		Yes	
PP Composite		PP Composite	
1 x M10 Top, 1 x M10 each side		1 x M10 Top and Bottom	
1 Top, 1 each side		1 Top	
Yes		Yes	
Steel		Steel	
Black		Black	
642 mm / 25.28"		572 mm / 22.52"	
370 mm / 14.57"		330 mm / 12.99"	
363 mm / 14.29"		310 mm / 12.2"	
19 kg / 41.89 lbs		15.8 kg / 34.83 lbs	
<b>13000655</b>	<b>13000708</b>	<b>13000654</b>	<b>13000706</b>
<b>13000678</b>	<b>13000709</b>	<b>13000677</b>	<b>13000707</b>

## ACCESSORIES

### RIGGING / MOUNTING

<b>PM-KIT M20</b>	13360067
Adjustable pole for subwoofer.	
<b>AC PMX</b>	13360232
Speaker pole mount with pushbutton system and hand crank to avoid uncontrolled reverse motion. Locking screw provides additional safety.	
<b>AC PRO-FS</b>	13360109
Steel speaker floor stand with folding base and telescopic rod. Tube diameter 35mm. Load capacity up to 50kg.	
<b>AC PRO-PM</b>	13360110
Steel speaker pole mount with telescopic rod, tube diameter 35mm. Height adjustment using a non-scratching locking screw and safety pin. Moveable plastic splints separate the speaker from the stand creating a vibration-free connection. Easy to use ring lock.	
<b>FL-BR ART 915</b>	13360481
Flying bracket for ART 945-A, ART 935-A and ART 915-A	
<b>H-BR ART 915</b>	13360479
Horizontal bracket for mounting an ART 945-A, ART 935-A and ART 915-A on the wall.	
<b>V-BR ART 915</b>	13360480
Vertical bracket for mounting an ART 945-A, ART 935-A and ART 915-A on the wall.	
<b>FL-BR ART 912</b>	13360477
Flying bracket for ART 932-A and ART 912-A	
<b>H-BR ART 912</b>	13360475
Horizontal bracket for mounting an ART 932-A and ART 912-A on the wall.	
<b>V-BR ART 912</b>	13360476
Vertical bracket for mounting an ART 932-A and ART 912-A on the wall.	
<b>FL-BR ART 910</b>	13360472
Flying bracket for ART 910-A	
<b>H-BR ART 910</b>	13360471
Horizontal bracket for mounting an ART 910-A on the wall.	

### PROTECTIONS

<b>CVR ART 912</b>	13360474
Protection cover for ART 932-A and ART 912-A	
<b>CVR ART 910</b>	13360473
Protection cover for ART 910-A	
<b>CVR ART 915</b>	13360478
Protection cover for ART 945-A, ART 935-A and ART 915-A	
<b>RPR60700</b>	13360700
2 x Rain Cover for ART 945-A	

### CABLES

<b>AC XLR 3M3F</b>	13360102
3 Female + 3 Male XLR 3-pole connectors with nickel body and silver contacts.	



# ART 7 MK5 SERIES

Thirty years ago, we began our journey to bring music to the masses through portable sound. Our goal was simple yet ambitious: to design lightweight active speakers that were not just portable but also delivered audio quality once limited to bulky, heavy speakers.

## THE NEW STANDARD IN ITS CLASS

Our most celebrated creation, the 7 Series ART, has since evolved through five generations. Now, we proudly unveil its latest refinement: building upon its predecessors' legacy, ART 7 MK5 further elevates the listener's experience, with improved transducers, less distortion, enhanced DSP, and new functionalities.

## POWERFUL CLASS D AMPLIFIERS

RCF's Class-D power amplifier technology packs huge performance operating with high efficiency into a lightweight solution. ART 7 amplifiers deliver ultra-fast attack, realistic transient response and impressive audio performance. The amplifier features a solid mechanical aluminium structure which not only stabilises the amplifier during transportation but also helps the fan-less heat dissipation. All the ART 7 amplifiers present SMPS power supply section in order to produce maximum output and minimum transportation weight.

## ACTIVE TWO-WAY SPEAKERS

- **Redesigned Firmware**  
Newly tuned presets and settings that take full advantage of the XBOOST algorithm for optimal sound at any volume.
- **Kapton Diaphragms**  
ART 708-A MK5 to ART 715-A MK5 models feature new compression drivers with Kapton diaphragms for increased definition, strength, and thermal resistance.
- **XBoost Low-Frequency Enhancer**  
XBOOST increases the depth and richness of ART low frequencies by simply enabling the function from the speaker's rear panel.



ART 745-A MK5

# The ART of sound, redefined

## SUPERIOR TRANSDUCERS

Lightweight and powerful, RCF drivers are a true reference for high performance. All transducers are designed by RCF engineers in Italy for maximum reliability and perfectly matched components.



## PURE TITANIUM DOME

Reference in Performance. High corrosion and fatigue resistance, high tensile strength to density ratio, high crack resistance, and ability to withstand high temperatures.



## POLYIMIDE KAPTON® DOME

10X More Durable. Kapton® preserves its distinct combination of mechanical properties even under the most extreme conditions.



## NEODYMIUM HIGH FLUX MAGNETS

Lightweight Transducers. Neodymium magnets are the strongest permanent magnets known, lightweight and extremely powerful in comparison with Ferrite magnets.





## SPECIFICATIONS

	ART 745-A MK5	ART 735-A MK5	ART 715-A MK5	ART 732-A MK5	ART 712-A MK5
<b>Acoustical specifications</b>					
Frequency Response:	45 Hz - 20 kHz	45 Hz - 20 kHz	45 Hz - 20 kHz	50 Hz - 20 kHz	50 Hz - 20 kHz
Max SPL @ 1m:	133 dB	132 dB	130 dB	131 dB	129 dB
Horizontal coverage angle:	90°	90°	90°	90°	90°
Vertical coverage angle:	60°	60°	60°	60°	60°
<b>Transducers</b>					
Compression Driver:	4" Neo - Titanium Dome	3" Neo - Titanium Dome	1", 1.75" v.c.	3" Neo - Titanium Dome	1", 1.75" v.c.
Woofer:	15" neo, 3.5" v.c	15", 3.0" v.c.	15", 2.5" v.c.	12", 2.5" v.c.	12", 2.5" v.c.
<b>Input/Output section</b>					
Input signal:	bal/unbal	bal/unbal	bal/unbal	bal/unbal	bal/unbal
Input connectors:	XLR, Jack	XLR, Jack	XLR, Jack	XLR, Jack	XLR, Jack
Output connectors:	XLR	XLR	XLR	XLR	XLR
Input sensitivity:	-2 dBu/+4 dBu	-2 dBu/+4 dBu	-2 dBu/+4 dBu	-2 dBu/+4 dBu	-2 dBu/+4 dBu
Mic. Input Sensitivity:	-32 dBu	-32 dBu	-32 dBu	-32 dBu	-32 dBu
<b>Processor section</b>					
Crossover Frequencies:	650	800 Hz	1600 Hz	700 Hz	1600 Hz
Protections:	Thermal, RMS	Thermal, RMS	Thermal, RMS	Thermal, RMS	Thermal, RMS
Limiter:	Soft Limiter	Soft Limiter	Soft Limiter	Soft Limiter	Soft Limiter
Controls:	Volume,Boost,MIC/Line	Volume,Boost,MIC/Line	Volume,Boost,MIC/Line	Volume,Boost,MIC/Line	Volume,Boost,MIC/Line
<b>Power section</b>					
Total Power:	1400 W Peak	1400 W Peak	1400 W Peak	1400 W Peak	1400 W Peak
High frequencies:	400 W Peak	400 W Peak	400 W Peak	400 W Peak	400 W Peak
Low frequencies:	1000 W Peak	1000 W Peak	1000 W Peak	1000 W Peak	1000 W Peak
Cooling:	Convection	Convection	Convection	Convection	Convection
Connections:	VDE	VDE	VDE	VDE	VDE
<b>RCF Technology</b>	FIRPHASE - XBOOST	FIRPHASE - XBOOST	FIRPHASE - XBOOST	FIRPHASE - XBOOST	FIRPHASE - XBOOST
<b>Standard compliance</b>					
Safety agency:	CE compliant	CE compliant	CE compliant	CE compliant	CE compliant
<b>Physical specifications</b>					
Cabinet/Case Material:	PP Composite	PP Composite	PP Composite	PP Composite	PP Composite
Hardware:	2 x M10	2 x M10	2 x M10	2 x M10	2 x M10
Handles:	1 on top, 1 each side	1 on top, 1 each side	1 on top, 1 each side	1 on top, 1 each side	1 on top, 1 each side
Pole mount/Cap:	Yes	Yes	Yes	Yes	Yes
Grille:	Steel	Steel	Steel	Steel	Steel
Color:	Black	Black	Black	Black	Black
<b>Size</b>					
Height:	708 mm / 27.87"	708 mm / 27.87"	708 mm / 27.87"	637 mm / 25.08"	637 mm / 25.08"
Width:	437 mm / 17.2"	437 mm / 17.2"	437 mm / 17.2"	387 mm / 15.24"	387 mm / 15.24"
Depth:	389 mm / 15.31"	389 mm / 15.31"	389 mm / 15.31"	363 mm / 14.29"	363 mm / 14.29"
Weight:	18.8 kg / 41.45 lbs	21.4 kg / 47.18 lbs	19.6 kg / 43.21 lbs	17.8 kg / 39.24 lbs	17.8 kg / 39.24 lbs
<b>Part Number</b>					
<b>220-240 V</b>	<b>13000827</b>	<b>13000826</b>	<b>13000824</b>	<b>13000825</b>	<b>13000823</b>
<b>100-120 V</b>	<b>13000858</b>	<b>13000857</b>	<b>13000855</b>	<b>13000856</b>	<b>13000854</b>

## FLOOR & SUSPENDED CONFIGURATIONS



Pole mount  
on subwoofer



Pole mount  
on floor stand



Stage  
Monitor



Horizontal wall/  
hanged mount



### ART 710-A MK5


### ART 708-A MK5

50 Hz - 20 kHz	60 Hz - 20 kHz
129 dB	128 dB
90°	90°
70°	70°
1", 1.75" v.c.	1", 1.4" v.c
10", 2.5" v.c.	8", 2" v.c
bal/unbal	bal/unbal
XLR, Jack	XLR, Jack
XLR	XLR
-2 dBu/+4 dBu	-2 dBu/+4 dBu
-32 dBu	-32 dBu
1600 Hz	1600 Hz
Thermal, RMS	Thermal, RMS
Soft Limiter	Soft Limiter
Volume,Boost,MIC/Line	Volume,Boost,MIC/Line
1400 W Peak	1400 W Peak
400 W Peak	400 W Peak
1000 W Peak	1000 W Peak
Convection	Convection
VDE	VDE
FIRPHASE - XBOOST	FIRPHASE - XBOOST
CE compliant	CE compliant
PP Composite	PP Composite
2 x M10	2 x M10
1 on top	1 on top
Yes	Yes
Steel	Steel
Black	Black
548 mm / 21.57"	480 mm / 18.9"
340 mm / 13.39"	291 mm / 11.46"
305 mm / 12.01"	276 mm / 10.87"
14.2 kg / 31.31 lbs	10.4 kg / 22.93 lbs
<b>13000822</b>	<b>13000821</b>
<b>13000853</b>	<b>13000852</b>

## ACCESSORIES

### RIGGING / MOUNTING

<b>PM-KIT M20</b>	13360067
Adjustable pole for subwoofer.	
<b>AC PMX</b>	13360232
Speaker pole mount with pushbutton system and hand crank to avoid uncontrolled reverse motion. Locking screw provides additional safety.	
<b>AC PRO-FS</b>	13360109
Steel speaker floor stand with folding base and telescopic rod. Tube diameter 35mm. Load capacity up to 50kg.	
<b>AC PRO-PM</b>	13360110
Steel speaker pole mount with telescopic rod, tube diameter 35mm. Height adjustment using a non-scratching locking screw and safety pin. Moveable plastic splints separate the speaker from the stand creating a vibration-free connection. Easy to use ring lock.	
<b>H-BR 2X ART 715</b>	13360105
Horizontal bracket for mounting an ART 745-A MK5, ART 735-A MK5 and ART 715-A MK5 on the wall.	
<b>H-BR 2X ART 712</b>	13360104
Horizontal bracket for mounting an ART 732-A MK5 and ART 712-A MK5 on the wall.	
<b>H-BR 2X ART 710</b>	13360103
Horizontal bracket for mounting an ART 710-A MK5 on the wall.	
<b>H-BR 2X ART 708</b>	13360164
Horizontal bracket for wall mounting ART 708-A MK5.	
<b>PROTECTIONS</b>	
<b>CVR ART 725</b>	13360115
Protection cover for ART 745-A MK5, ART 735-A MK5 and ART 715-A MK5.	
<b>CVR ART 722</b>	13360114
Protection cover for ART 732-A MK5 and ART 712-A MK5.	
<b>CVR ART 710</b>	13360113
Protection cover for ART 710-A MK5.	
<b>CVR ART 708</b>	13360166
Protection cover for ART 708-A MK5.	
<b>CABLES</b>	
<b>AC XLR 3M3F</b>	13360102
3 Female + 3 Male XLR 3-pole connectors with nickel body and silver contacts.	



# NX COLUMN ARRAYS

NX modular line-source active speaker systems are specifically designed for rental companies, professional DJs, and musicians but also intended for permanent installation. Their sleek and innovative design commands an incredible size-to-power ratio, featuring powerful amplifiers, full onboard DSP, and a complete set of rigging accessories.

## LINE ARRAY PERFORMANCE AND COVERAGE

The vertically asymmetrical horn design accurately projects the sound energy and avoids unwanted reflections when placed on a sub or a speaker stand, without tilting the enclosure. This design also allows configuring two cascading NXL columns for optimal coverage. Intelligibility is significantly increased in challenging acoustic environments. The speaker delivers an extended low-frequency range that is increased when paired with a subwoofer for medium-sized concerts and DJ sets.

## SERIOUS SOUND, SLIM PROFILE

NXL column arrays deliver big-system output in a space-saving footprint—perfect for portable PA and discreet installations where sightlines and stage real estate are a concern. Their sleek, narrow profile and flexible rigging hardware enable deployment almost anywhere: standalone, on a pole, over a sub, vertically coupled for extended throw, or flown/truss-mounted using integrated points and optional accessories. Built from rugged Baltic birch with ergonomic side handles, road-ready finish, and a protective steel grille, the NXL Series is engineered for the grind of touring yet clean enough for permanent installation.

## FEATURES

- Up to 135 dB Sound Pressure Level
- 2100W Class-D Amplifier
- Up to 60-20000 Hz linear frequency response
- Advanced Compression Driver
- 800 Hz Crossover Frequency
- M8 Rigging Points and Quick Lock
- Bass Motion Control and FIRPHASE processing
- NXL 14-A available in full black or white



# Raise the bar of performance



## ENGAGE YOUR AUDIENCE

Based on RCF precision transducers and wooden cabinets, the NX Column Series is the RCF's most flexible active speaker system when the need for deploying high-power and pristine sound for live events is required. With its streamlined design and small footprint, the NX Column Series provides a powerful sound system when the space for speakers is limited.

## ALL IN ONE SOLUTION

Designed as the ideal sound system for the day-to-day live event, the NXL Series packs a variety of features for professional users. With the best size to power ratio in its class, advanced DSP, and equipped with multiple rigging points, the NXL Series is a solid and reliable choice. RCF products represent the 75-year commitment to excellence in manufacturing, precise and careful assembly, and extensive quality control procedures.

## SMALL SCALE, MASSIVE IMPACT

Compact in size but mighty in sound, the new NXL 14-A is the smallest speaker of the NXL Active Column Speaker Series. Available in black or white color, this versatile speaker can pack serious power in a very compact cabinet. Perfect for portable column systems with a SUB Series subwoofer, ideal in immersive applications or as an unobtrusive fill speaker.



NXL 14-A



## SPECIFICATIONS

	NXL 44-A MK2	NXW 44-A	NXL 24-A MK2
<b>Acoustical specifications</b>			
Frequency Response:	45 Hz - 20 kHz	45 Hz - 20 kHz	60 Hz - 20 kHz
Max SPL @ 1m:	135 dB	135 dB	132 dB
Horizontal coverage angle:	100°	100°	100°
Vertical coverage angle:	25°	50°	30°
<b>Transducers</b>			
Compression Driver:	3" Neo - Titanium Dome	3" Neo - Titanium Dome	3" Neo - Titanium Dome
Woofer:	3 x 10" neo, 2.5" v.c	3 x 10" neo, 2.5" v.c	4 x 6.0" neo, 1.5" v.c
<b>Input/Output section</b>			
Input signal:	bal/unbal	bal/unbal	bal/unbal
Input connectors:	Combo XLR/Jack	Combo XLR/Jack	Combo XLR/Jack
Output connectors:	XLR	XLR	XLR
Input sensitivity:	-2 dBu/+4 dBu	-2 dBu/+4 dBu	-2 dBu/+4 dBu
<b>Processor section</b>			
Crossover Frequencies:	800 Hz	800 Hz	800 Hz
Protections:	Thermal, Excurs., RMS	Thermal, Excurs., RMS	Thermal, Excurs., RMS
Limiters:	Soft Limiter	Soft Limiter	Soft Limiter
Controls:	Linear, 2 Speakers, High-Pass, Volume	Linear, 2 Speakers, High-Pass, Volume	Linear, 2 Speakers, High-Pass, Volume
<b>Power section</b>			
Total Power:	2100 W Peak	2100 W Peak	2100 W Peak
High frequencies:	700 W Peak	700 W Peak	700 W Peak
Low frequencies:	1400 W Peak	1400 W Peak	1400 W Peak
Cooling:	Convection	Convection	Convection
Connections:	Powercon TRUE1 TOP IN/OUT	Powercon TRUE1 TOP IN/OUT	Powercon TRUE1 TOP IN/OUT
<b>RCF Technology</b>			
	FIRPHASE	FIRPHASE	FIRPHASE
	Bass Motion Control	Bass Motion Control	Bass Motion Control
<b>Standard compliance</b>			
Safety agency:	CE compliant	CE compliant	CE compliant
<b>Physical specifications</b>			
Cabinet/Case Material:	Baltic birch plywood	Baltic birch plywood	Baltic birch plywood
Hardware:	8 x M8, 8 x quick lock	8 x M8, 8 x quick lock	4 x M8, 4 x quick lock
Handles:	2 side	2 side	2 side
Pole mount/Cap:	35 mm insert	35 mm insert	35 mm insert
Grille:	Steel	Steel	Steel
Color:	Black	Black	Black
<b>Size</b>			
Height:	1080 mm / 42.52"	1080 mm / 42.52"	1056 mm / 41.57"
Width:	297.5 mm / 11.71"	297.5 mm / 11.71"	201 mm / 7.91"
Depth:	373 mm / 14.69"	373 mm / 14.69"	274 mm / 10.79"
Weight:	33.4 kg / 73.63 lbs	31.55 kg / 69.56 lbs	24.4 kg / 53.79 lbs
<b>Part Number</b>			
<b>220-240 V</b>	<b>13000609</b>	<b>13000805</b>	<b>13000610</b>
<b>100-120 V</b>	<b>13000756</b>	<b>13000806</b>	<b>13000751</b>
<b>220-240 V White</b>	-	-	-
<b>100-120 V White</b>	-	-	-

## FLOOR & SUSPENDED CONFIGURATIONS



Suspended Flat Array



Suspended Angled Array



Suspended Column



Pole mount on floor stand



Pole mount on subwoofer



2 Line array modules mounted on subwoofer



## NXL 14-A

70 Hz - 20 kHz
128 dB
100°
70°
1.75" neo, PKX Dome
2 x 6.0" neo, 2.0" v.c
bal/unbal
Combo XLR/Jack
XLR
-2 dBu/+4 dBu
1200 Hz
Excurs.
Fast Limiter
Linear/Boost/Stage Presets, Volume
2100 W Peak
700 W Peak
1400 W Peak
Convection
Powercon TRUE1 TOP IN/OUT
FiRPHASE
Bass Motion Control
CE compliant
Plywood
2x M10 Top and Bottom 2X PIN D.10
2 Top and Bottom
Quick-fit socket
Steel
Black, White
567 mm / 22.32 inches
197 mm / 7.76 inches
270 mm / 10.63 inches
12.8 kg / 28.21 lbs
<b>13000888</b>
<b>13000892</b>
<b>13000891</b>
<b>13000893</b>

## ACCESSORIES

### RIGGING / MOUNTING

<b>FL-B NXL 44</b>	13360345
Fly bar kit for NX L44-A.	
<b>FL-B LINK NXL 44</b>	13360346
Accessory to link a second NXL 44-A to a flying NXL 44-A (straight or 2 angles).	
<b>FL-B NXL 24</b>	13360278
Fly bar kit for NX L24-A.	
<b>FL-B LINK NXL 24</b>	13360279
Accessory to link a second NXL24 to a flying NXL 24-A (straight or 2 angles).	
<b>STCK-KIT NXL 44</b>	13360347
Accessory for stacking 2 NXL 44-A on SUB 8006 or 8004 (or M20 pole).	
<b>PM-KIT NXL 24</b>	13360280
Adjustable pole accessory for stacking NXL 24-A on SUB 8004 (or M20 pole).	
<b>STCK-KIT NXL 24</b>	13360281
Accessory for stacking 2 NXL 24-A on SUB 8006 or 8004 (or M20 pole).	
<b>PM-KIT M20 (black)</b>	13360067
<b>PM-KIT M20 (white)</b>	13360638
Adjustable pole for subwoofer.	
<b>AC PMX</b>	13360232
Speaker pole mount with pushbutton system and hand crank to avoid uncontrolled reverse motion. Locking screw provides additional safety.	
<b>AC PRO-FS</b>	13360109
Steel speaker floor stand with folding base and telescopic rod. Tube diameter 35mm. Load capacity up to 50kg.	
<b>AC PRO-PM</b>	13360110
Steel speaker pole mount with telescopic rod, tube diameter 35mm. Height adjustment using a non-scratching locking screw and safety pin. Moveable plastic splints separate the speaker from the stand creating a vibration-free connection. Easy to use ring lock.	
<b>PMK60678 (black)</b>	13360678
<b>PMK60679 (white)</b>	13360679
This adapter is used to mount loudspeakers on standard 35 mm diameter pole commonly used for loudspeaker stands. Pole not included.	
<b>HBR60683 (black)</b>	13360683
<b>HBR60684 (white)</b>	13360684
Horizontal bracket for NXL 14-A speakers wall mounting.	

### RIGGING / MOUNTING

<b>VBR60681 (black)</b>	13360681
<b>VBR60682 (white)</b>	13360682
Vertical bracket for NXL 14-A speakers ceiling or wall mounting (white).	

### PROTECTIONS

<b>RPR60700</b>	13360700
2 x Rain Cover for input amplifier protection.	
<b>CVR60685</b>	13360685
Padded travel bag for NXL 14-A speaker.	

### CABLES

<b>AC XLR 3M3F</b>	13360102
3 XLR Female connector 3 pole with nickel body and silver contacts.	

### QUICK LOCK PIN

<b>QL-PIN 009</b>	13360627
Quick Lock Pin for FL-B LINK NXL 24. Stainless steel construction. Dimensions: Ø 9.5 mm - L. 27 mm.	



# NX 9 SERIES

With 2100 W power, the 2-channel NX 9 Class-D amplifier is 50% more powerful than previous models, able to manage extreme sound pressure levels with an ultra-fast attack, realistic transient response, and very low heat loss.

## A NEW STANDARD IN PORTABLE SOUND

The NX 9 series is masterfully engineered to deliver stellar audio performances for solo musicians, bands, and DJs. The new bi-amplified 2100W electroacoustic design provides impressive sound pressure levels, also when used in open-air applications and at long distances, with unbeatable sound quality. The combination of purpose-designed transducers, advanced DSP processing, and a constant directivity waveguide produces coherent coverage to the listening area with distortion-free sound and RCF reliability. Durably built in a rugged all-wood cabinet, NX 9 is tour-ready, and delivers remarkable audio performance and versatility to any professional audio application.

## SUPERIOR TRANSDUCERS

Lightweight and powerful, RCF drivers are a reference in high performance. All transducers are designed by RCF engineers in Italy for maximum reliability and perfectly matched components. The new 1.75" voice coil design with Polyimide-Kapton dome features a new bonding technology and reinforcement ribs making it 10 times more rigid than previous models, for increased accuracy and durability. The redesigned phase plug increases sound clarity with less distortion. Low-frequency transducer design gains more stability over higher currents, with less distortion and better heat handling.

## FEATURES

- Up to 138 dB Sound Pressure Level
- 2100W Class-D Bi-Amplification
- Up to 40 - 20000 Hz linear frequency response
- Wide Constant Directivity Coverage
- FiRPHASE zero degrees phase technology
- Bass Motion Control woofer excursion management



# The next generation of sound

## TOUR-PROVEN WORKHORSE

NX 9 can operate as either the main system or as a floor monitor. This flexibility makes it a smart choice for a wide range of live sound applications. The rugged all-wood cabinet is easy to carry, thanks to handles on both sides (one on top for NX 910-A). The lower side includes a steel pole socket for mounting on a stand or a subwoofer pole. Each model can also be flown, wall- or truss-mounted using the six included M10 rigging points and special accessories. From the wood cabinet to the final texture and the rugged protective grille, NX 9 offers maximum strength for intensive use on the road and can be used for fixed installation.

PKX HF Compression Driver

The midrange section (only for NX 985-A) adds detail and vocal clarity with a high-power 8" cone midrange on a constant directivity waveguide.



NX 985-A

## SPECIFICATIONS



	<b>NX 985-A</b>	<b>NX 915-A</b>	<b>NX 912-A</b>	<b>NX 910-A</b>
<b>Acoustical specifications</b>				
Frequency Response:	40 Hz - 20 kHz	45 Hz - 20 kHz	50 Hz - 20 kHz	50 Hz - 20 kHz
Max SPL @ 1m:	138 dB	131 dB	130 dB	130 dB
Horizontal coverage angle:	100°	100°	100°	100°
Vertical coverage angle:	60°	60°	60°	70°
<b>Transducers</b>				
Compression Driver:	1.75" Neo - PKX Dome	1", 1.75" v.c.	1", 1.75" v.c.	1", 1.75" v.c.
Midrange:	8" neo, 2.5" v.c.	-	-	-
Woofer:	15", 3" v.c.	15", 2.5" v.c.	12", 2.5" v.c.	10", 2.5" v.c.
<b>Input/Output section</b>				
Input signal:	bal/unbal	bal/unbal	bal/unbal	bal/unbal
Input connectors:	Combo XLR/Jack	XLR, Jack	XLR, Jack	XLR, Jack
Output connectors:	XLR	XLR	XLR	XLR
Input sensitivity:	-2 dBu/+4 dBu	-2 dBu/+4 dBu	-2 dBu/+4 dBu	-2 dBu/+4 dBu
<b>Processor section</b>				
Crossover Frequencies:	Bass/Mid: 320Hz, Mid/High: 1200Hz	1600 Hz	1600 Hz	1600 Hz
Protections:	Thermal, Excurs., RMS	Thermal, RMS	Thermal, RMS	Thermal, RMS
Limiter:	Soft Limiter	Soft Limiter	Soft Limiter	Soft Limiter
Controls:	Linear, 2 Speakers, High Pass, Volume	Linear, Boost, Stage, Volume	Linear, Boost, Stage, Volume	Linear, Boost, Stage, Volume
<b>Power section</b>				
Total Power:	2100 W Peak	2100 W Peak	2100 W Peak	2100 W Peak
High frequencies:	200 W Peak	700 W Peak	700 W Peak	700 W Peak
Mid frequencies:	500 W Peak	-	-	-
Low frequencies:	1400 W Peak	1400 W Peak	1400 W Peak	1400 W Peak
Cooling:	Convection	Convection	Convection	Convection
Connections:	Powercon TRUE1 TOP IN/OUT	VDE	VDE	VDE
<b>RCF Technology</b>				
	FIRPHASE	FIRPHASE	FIRPHASE	FIRPHASE
	Bass Motion Control	Bass Motion Control	Bass Motion Control	Bass Motion Control
<b>Standard compliance</b>				
CE marking:	Yes	Yes	Yes	Yes
<b>Physical specifications</b>				
Cabinet/Case Material:	Plywood	Plywood	Plywood	Plywood
Hardware:	2XM10 Top, 1XM10 each side, 1XM10 bottom, 1XM10 rear	2XM10 Top, 1XM10 each side, 1XM10 bottom, 1XM10 rear	2XM10 Top, 1XM10 each side, 1XM10 bottom, 1XM10 rear	2XM10 Top, 1XM10 each side, 1XM10 bottom, 1XM10 rear
Handles:	1 x Side	1 x Each Side	1 x Side	1 Top
Pole mount/Cap:	-	Yes	Yes	Yes
Grille:	Steel	Steel	Steel	Steel
Color:	Black	Black	Black	Black
<b>Size</b>				
Height:	1075 mm / 42.32"	705 mm / 27.76"	620 mm / 24.41"	510 mm / 20.08"
Width:	461 mm / 18.15"	420 mm / 16.54"	362 mm / 14.25"	295 mm / 11.61"
Depth:	475 mm / 18.7"	451 mm / 17.76"	405 mm / 15.94"	333 mm / 13.11"
Weight:	38.9 kg / 85.76 lbs	24.1 kg / 53.13 lbs	20.8 kg / 45.86 lbs	16.4 kg / 36.16 lbs
<b>PART NUMBER</b>				
<b>220-240 V</b>	<b>13000743</b>	<b>13000674</b>	<b>13000673</b>	<b>13000668</b>
<b>100-120 V</b>	<b>13000757</b>	<b>13000690</b>	<b>13000689</b>	<b>13000688</b>

## FLOOR & SUSPENDED CONFIGURATIONS



Pole mount  
on subwoofer



Hanged  
mount



Pole mount  
on floor stand



Single configuration  
on a subwoofer



Coupled configuration  
on a subwoofer




NX 915-SMA	NX 912-SMA
45 Hz - 20 kHz	50 Hz - 20 kHz
131 dB	130 dB
100°	100°
70°	70°
1", 1.75" v.c	1", 1.75" v.c
-	-
15", 2.5" v.c	12", 2.5" v.c
bal/unbal	bal/unbal
Combo XLR/Jack XLR	Combo XLR/Jack XLR
-2 dBu/+4 dBu	-2 dBu/+4 dBu
1600 Hz	1600 Hz
Thermal, RMS Soft Limiter	Thermal, RMS Soft Limiter
-	-
2100 W Peak 700 W Peak	2100 W Peak 700 W Peak
-	-
1400 W Peak Convection	1400 W Peak Convection
Powercon TRUE1 TOP IN/OUT FiRPHASE	Powercon TRUE1 TOP IN/OUT FiRPHASE
Bass Motion Control	Bass Motion Control
Yes	Yes
Plywood	Plywood
-	-
1 on side and 1 on top Yes	1 on side and 1 on top Yes
Steel	Steel
Black	Black
357.3 mm / 14.07"	320 mm / 12.6"
705 mm / 27.76"	620 mm / 24.41"
456.6 mm / 17.98"	394 mm / 15.51"
23.8 kg / 52.47 lbs	19.8 kg / 43.65 lbs
<b>13000785</b>	<b>13000783</b>
<b>13000786</b>	<b>13000784</b>

## ACCESSORIES

### RIGGING / MOUNTING

<b>PLT60702</b>	13360702
This accessory is required when using the following horizontal wall mounting brackets with NX.	
<b>HBR60706</b>	13360706
Pair of brackets for NX 915-A cabinets horizontal wall mounting.	
<b>HBR60703</b>	13360703
Pair of brackets for NX 912-A cabinets horizontal wall mounting.	
<b>WM-BR 001</b>	13360706
Bracket for speakers wall mounting. Requires horizontal bracket. For models and compatibility see the manual in the download section.	
<b>H-BR 007</b>	13360551
Pair of brackets for NX 910-A cabinets horizontal wall mounting.	
<b>AC PRO-FS</b>	13360109
Steel speaker floor stand with folding base and telescopic rod. Tube diameter 35mm. Load capacity up to 50kg.	
<b>AC PRO-PM</b>	13360110
Steel speaker pole mount with telescopic rod, tube diameter 35mm. Height adjustment using a non-scratching locking screw and safety pin. Moveable plastic splints separate the speaker from the stand creating a vibration-free connection. Easy to use ring lock.	
<b>PM-KIT M20</b>	13360067
Adjustable pole for subwoofer.	
<b>AC PMX</b>	13360232
Speaker pole mount with pushbutton system and hand crank to avoid uncontrolled reverse motion. Locking screw provides additional safety.	
<b>AC EB 4X</b>	13360031
kit including 4 pcs M10 eye bolts.	
<b>PROTECTIONS</b>	
<b>CVR NX 985</b>	13360517
Padded Cover for NX 985-A.	
<b>CVR60753</b>	13360753
Padded Cover for NX 915-A.	
<b>CVR60754</b>	13360754
Padded Cover for NX 912-A.	
<b>CVR NX 910</b>	13360495
Padded Cover for NX 910-A.	
<b>CVR 010</b>	13360611
Padded Cover for NX 915-SMA speaker.	
<b>CVR 011</b>	13360612
Padded Cover for NX 912-SMA speaker.	
<b>RPR60700</b>	13360700
2 X Rain Cover for input amplifier protection for NX 915-SMA and NX 912-SMA.	



# NX 945-A & NX 932-A

Remarkable audio performance and touring-ready versatility for solo musicians, bands, and DJs. The new bi-amplified 2100W electroacoustic design combined with RCF Precision Transducers provides impressive sound pressure levels, also when used in open-air applications and at long distances, with unbeatable sound quality.

## TOUR-PROVEN WORKHORSE

NX 9 can operate as either the main system or as a floor monitor. The rugged all-wood cabinet is easy to carry with handles on both sides. The lower side includes a steel pole socket for mounting on a stand or a subwoofer pole. Each model can also be flown, wall- or truss-mounted using the six included M10 rigging points, Quick Lock pins, and special accessories.

## FEATURES

- Up to 135 dB Sound Pressure Level
- 2100W Class-D Bi-Amplification
- FIRPHASE zero degrees phase technology
- Bass Motion Control woofer excursion management
- Six M10 and four Quick Lock rigging points
- Available in full black or white

## ADVANCED DSP

Traditional high-pass filters protect the woofer from over-excursion but change the phase/frequency response. In contrast, the new BMC algorithm protects the woofer allowing total freedom of signal reproduction. In combination with FIRPHASE technology, the NX 9 series has a level of DSP audio performance never achieved in this range of speakers.

## READY FOR HEAVY-DUTY APPLICATIONS

The speaker features True Outdoor Protection (TOP) PowerCON TRUE1 power input connectors. These ruggedized sealed connectors feature IP protection and UV resistance approved according to UL50E.



# Power that moves

## PRECISION TRANSDUCERS

The Compression Driver with pure Titanium dome, enables a notably low crossover threshold. This feature enhances the impulse response, accelerates decay, and boosts efficiency, resulting in a clearer vocal range and reduced distortion from the cone transducer. RCF's neodymium magnets, known for their lightweight yet robust nature, set the standard for performance and dependability.



NX 932-A

## SPECIFICATIONS



	NX 945-A	NX 932-A
<b>Acoustical specifications</b>		
Frequency Response (-10dB):	45 Hz - 20 kHz	45 Hz - 20 kHz
Max SPL @ 1m:	135 dB	132 dB
Horizontal coverage angle:	100°	100°
Vertical coverage angle:	70°	70°
<b>Transducers</b>		
Compression Driver:	1.4" neo, 4.0" v.c.	1.4" neo, 3.0" v.c.
Woofers:	15" neo, 3.5" v.c.	12", 2.5" v.c.
<b>Input/Output section</b>		
Input signal:	bal/unbal	bal/unbal
Input connectors:	Combo XLR/Jack	Combo XLR/Jack
Output connectors:	XLR	XLR
Input sensitivity:	-2 dBu/+4 dBu	-2 dBu/+4 dBu
<b>Power section</b>		
Crossover Frequencies:	650Hz	700Hz
Protections:	Thermal, RMS	Thermal, RMS
Limiters:	Soft Limiter	Soft Limiter
Controls:	Linear, Boost, Stage, Volume	Linear, Boost, Stage, Volume
<b>Power section</b>		
Total Power:	2100 W Peak	2100 W Peak
High frequencies:	700 W Peak	700 W Peak
Low frequencies:	1400 W Peak	1400 W Peak
Cooling:	Convection	Convection
Connections:	Powercon TRUE1 TOP IN/OUT FIRPHASE	Powercon TRUE1 TOP IN/OUT FIRPHASE
<b>RCF Technology</b>	Bass Motion Control	Bass Motion Control
<b>Standard compliance</b>		
Safety agency:	CE compliant	CE compliant
<b>Physical specifications</b>		
Cabinet/Case Material:	Plywood	Plywood
Hardware:	2 x M10 Top, 1 x M10 each side, 1 x M10 bottom, 1 x M10 rear 2 each side quick lock pin seat	2 x M10 Top, 1 x M10 each side, 1 x M10 bottom, 1 x M10 rear 2 each side quick lock pin seat
Handles:	1 x side	1 x side
Pole mount/Cap:	35 mm insert	35 mm insert
Grille:	Steel	Steel
Color:	Black, White	Black, White
<b>Size</b>		
Height:	705 mm / 27.76 inches	620 mm / 24.41 inches
Width:	420 mm / 16.54 inches	362 mm / 14.25 inches
Depth:	451 mm / 17.76 inches	405 mm / 15.94 inches
Weight:	27.3 kg / 60.19 lbs	22.9 kg / 50.49 lbs
<b>Part Number</b>		
<b>100-120 V</b> <b>White</b>	<b>13000875</b>	<b>13000873</b>
<b>220-240 V</b> <b>White</b>	<b>13000876</b>	<b>13000874</b>
<b>100-120 V</b> <b>Black</b>	<b>13000769</b>	<b>13000767</b>
<b>220-240 V</b> <b>Black</b>	<b>13000768</b>	<b>13000766</b>

## FLOOR & SUSPENDED CONFIGURATIONS



Pole mount  
on subwoofer



Pole mount  
on floor stand



Stage  
Monitor



Horizontal wall/  
hanged mount



Hanged  
mount

## ACCESSORIES

### RIGGING / MOUNTING

<b>PLT60702</b>	13360702
This accessory is required when using the following horizontal wall mounting brackets with NX.	
<b>H-BR 001 (black)</b>	13360535
Pair of brackets for NX 945-A cabinets horizontal wall mounting.	
<b>HBR60687 (white)</b>	13360687
Pair of brackets for NX 945-A cabinets horizontal wall mounting.	
<b>VBR60707</b>	13360707
Horizontal bracket for mounting a NX 945-A on the wall.	
<b>H-BR 003 (white)</b>	13360609
Pair of brackets for NX 932-A cabinets horizontal wall mounting.	
<b>HBR60703 (black)</b>	13360703
Pair of brackets for NX 932-A cabinets horizontal wall mounting.	
<b>VBR60704</b>	13360704
Bracket For Vertical Installation for mounting a NX 932-A on the wall.	
<b>WM-BR 001</b>	13360539
Bracket for speakers wall mounting. Requires horizontal bracket. For models and compatibility see the manual in the download section.	
<b>AC PRO-FS</b>	13360109
Steel speaker floor stand with folding base and telescopic rod. Tube diameter 35mm. Load capacity up to 50kg.	
<b>AC PRO-PM</b>	13360110
Steel speaker pole mount with telescopic rod, tube diameter 35mm. Height adjustment using a non-scratching locking screw and safety pin. Moveable plastic splints separate the speaker from the stand creating a vibration-free connection. Easy to use ring lock.	
<b>AC EB 4X</b>	13360031
kit including 4 pcs M10 eye bolts	
<b>PM-KIT M20 (white)</b>	13360638
<b>PM-KIT M20 (black)</b>	13360067
Adjustable pole for subwoofer.	
<b>PROTECTIONS</b>	
<b>CVR60753</b>	13360753
Padded Cover for NX 945-A.	
<b>CVR60754</b>	13360754
Padded Cover for NX 932-A.	
<b>RPR60700</b>	13360700
2 x Rain Cover for input amplifier protection.	



# NX STAGE MONITORS

A key requirement for everyday use as a stage monitor, main audio system, infill, or other applications.

## NX STAGE MONITORS

All the NX Stage Monitors are provided with coaxial transducers which define excellent linearity and high efficiency. The RCF Coaxial Transducers radiate a coherent single spherical wave front with perfect dispersion control.

## COAXIAL NEODYMIUM TRANSDUCERS

The advanced coaxial neodymium transducers provide perfect definition, because all frequencies are emitted from the same point, without temporal differences and phase distortions.

## FEATURES

- 1400 Watts Power Amplifier
- Up to 130 dB max SPL
- 60° x 60° constant directivity horn
- 1.7" kapton dome, neodymium high frequency driver
- DSP processing, Floor - Free Field equalization
- Combo XLR/Jack input, XLR signal output

## TWO SPECIAL EQUALIZATION MODES

RCF has incorporated two special Equalization Modes: Floor, for stage monitoring; Free Field, for the use of the speakers as a stand-alone PA system.

## CLASS D AMPLIFIER

The NX 12-SMA is equipped with a high-power 1400 W class-D amplifier that delivers outstanding audio quality and definition as well as an extremely lightweight.



NX 12-SMA

# Built to perform on every stage

## MORE THAN A STAGE MONITOR

We have incorporated all the features our users requested in a stage monitor. All connections are accessible from the side of the speaker, ensuring a sleek and clean design that looks perfect on stage. The opposite side features a pole-mount socket, allowing the speaker to be mounted vertically on a pole.

## TOUR-READY DESIGN

Cabinets are made from Baltic Birch plywood, finished with an extremely resistant paint for extensive use on the road. An ergonomic side handle, integrated with the input panel, is provided for easy transport.



NX 15-SMA

## SPECIFICATIONS



	<b>NX 15-SMA</b>	<b>NX 12-SMA</b>	<b>NX 10-SMA</b>
<b>Acoustical specifications</b>			
Frequency Response:	50 Hz - 20000 Hz	50 Hz - 20000 Hz	60 Hz - 20000 Hz
Max SPL @ 1m:	130 dB	129 dB	127 dB
Horizontal coverage angle:	60°	60°	60°
Vertical coverage angle:	60°	60°	60°
<b>Transducers</b>			
Compression Driver:	Coaxial 1.0" neo, 1.75" v.c.	Coaxial 1.0" neo, 1.75" v.c.	Coaxial 1.0" neo, 1.75" v.c.
Woofer:	Coaxial 15" neo, 2.5" v.c.	12" neo, 2.5" v.c.	10" neo, 2.5" v.c.
<b>Input/Output section</b>			
Input signal:	bal/unbal	bal/unbal	bal/unbal
Input connectors:	XRL, Jack	XRL, Jack	XRL, Jack
Output connectors:	XLR	XLR	XLR
Input sensitivity:	+4 dBu	+4 dBu	+4 dBu
<b>Processor section</b>			
Crossover Frequencies:	1700 Hz	-	-
Protections:	RMS, HF	RMS, HF	RMS, HF
Limiter:	Soft Limiter	Soft Limiter	Soft Limiter
Controls:	Freefield, floor	Freefield, floor	Freefield, Floor
<b>Power section</b>			
Total Power:	1400 W Peak	1400 W Peak	800 W Peak
High frequencies:	400 W Peak	400 W Peak	200 W Peak
Low frequencies:	1000 W Peak	1000 W Peak	600 W Peak
Cooling:	Convection	Convection	Convection
Connections:	Powercon IN/OUT	Powercon IN/OUT	Powercon IN/OUT
<b>Standard compliance</b>			
Safety agency:	CE compliant	CE compliant	CE compliant
<b>Physical specifications</b>			
Cabinet/Case Material:	Baltic birch plywood	Baltic birch plywood	Baltic birch plywood
Handles:	1 on side	1 on side	1 on side
Pole mount/Cap:	35 mm insert	35 mm insert	35 mm insert
Grille:	Steel	Steel	Steel
Color:	Black	Black	Black
<b>Size</b>			
Height:	362 mm / 14.25"	324 mm / 12.76"	324 mm / 12.76"
Width:	650 mm / 25.59"	550 mm / 21.65"	450 mm / 17.72"
Depth:	468 mm / 18.43"	417 mm / 16.42"	417 mm / 16.42"
Weight:	20.2 kg / 44.53 lbs	16.6 kg / 36.6 lbs	14.3 kg / 31.53 lbs
<b>Part Number</b>			
<b>220-240 V</b>	<b>13000260</b>	<b>13000235</b>	<b>13000233</b>
<b>100-120 V</b>	<b>13000261</b>	<b>13000236</b>	<b>13000234</b>

## ACCESSORIES

### RIGGING / MOUNTING

<b>PM-KIT M20</b>	13360067
-------------------	----------

Adjustable pole for subwoofer.

<b>AC PMX</b>	13360232
---------------	----------

Speaker pole mount with pushbutton system and hand crank to avoid uncontrolled reverse motion. Locking screw provides additional safety.

<b>AC PRO-FS</b>	13360109
------------------	----------

Steel speaker floor stand with folding base and telescopic rod. Tube diameter 35mm. Load capacity up to 50kg.

<b>AC PRO-PM</b>	13360110
------------------	----------

Steel speaker pole mount with telescopic rod, tube diameter 35mm. Height adjustment using a non-scratching locking screw and safety pin. Moveable plastic splints separate the speaker from the stand creating a vibration-free connection. Easy to use ring lock.

### PROTECTIONS

<b>CVR NX15-SMA</b>	13360174
---------------------	----------

Protection cover. It features heavy-duty polyester outer fabric, foam rubber padding, and zip openings with Velcro fasteners.

<b>CVR NX12-SMA</b>	13360168
---------------------	----------

Protection cover. It features heavy-duty polyester outer fabric, foam rubber padding, and zip openings with Velcro fasteners.

<b>CVR NX10-SMA</b>	13360167
---------------------	----------

Protection cover. It features heavy-duty polyester outer fabric, foam rubber padding, and zip openings with Velcro fasteners.

### CABLES

<b>AC XLR 3M3F</b>	13360102
--------------------	----------

3 Female + 3 Male XLR 3-pole connectors with nickel body and silver contacts.



# EVOX J SYSTEMS

EVOX systems are designed for live sound. Extensive testing with instruments and voices during the design process, as well as power and reliability testing, make the EVOX systems the perfect workmates for solo musicians, bands and DJs.

## POWERFUL CLASS D AMPLIFIERS

RCF's Class-D power amplifier technology packs huge performance operating with high efficiency into a lightweight solution. EVOX amplifiers deliver ultra-fast attack, realistic transient response and impressive audio performance. The amplifier features a solid mechanical aluminium structure which not only stabilises the amplifier during transportation but also helps the fan-less heat dissipation. The EVOX amplifiers present SMPS power supply section in order to produce maximum output and minimum transportation weight.

## SUPERB BASS PERFORMANCE

The low frequency section, taking advantage of the floor placement and the accurate port design, offers a tight and full bass response everywhere in the room.

## EVOX J8

The RCF J8 features a line source satellite module with eight 2" full-range drivers paired with a high-powered 12" woofer in a bass reflex enclosure. All powered by on-board 1400 W Class D amplification. The EVOX J Series maintains a similar footprint to the original EVOX systems, now in a portable composite enclosure. The system offers stunning sound performance with crystal-clear vocal reproduction and unparalleled musical response.

## ACTIVE TWO-WAY ARRAY

- 128 dB Sound Pressure Level
- 1400 W Class D Amplifier
- 12" woofer, high power 2.5" voice coil
- 8 x 2" ultra compact fullrange 1.0" voice coil
- 220 Hz Crossover Frequency
- FIRPHASE zero degrees phase technology
- Innovative DSP Processing
- Pole mountable, easy set-up and transportation
- Available in full black or white

EVOX J8



# Bring the party with you

## EVOX JMIX8

The extremely powerful EVOX portable PA systems from RCF altered the landscape of portable PA. RCF takes it one step further with the new EVOX J Series, maintaining a similar footprint to the original EVOX systems, now in a composite enclosure. The EVOX JMIX8 also introduces an 8-input digital mixer to the system. A dedicated app for iOS and Android allows the JMIX8 to be managed from any smartphone. The system offers exemplary sound performance with crystal clear vocal reproduction and unparalleled musical response. This makes the RCF EVOX J Series the smart choice for live entertainment, DJs, parties, club music and corporate events.



EVOX JMIX8  
onboard digital  
mixer

## EVOX APP

The RCF EVOX App ensures comprehensive control of J Series mixers: all the processing you need, on your smartphone, via Bluetooth. The app allows you to navigate between pages and fully control the mixer's parameters even while playing. It is available for iOS and Android operating systems.

All the features of J8 plus:

- 8-Channel Digital Mixer with multiple FX
- Hi-Z Input for Musical Instruments
- Z.CORE DSP FX Innovative processing
- Remote Control via RCF Evox App
- Bluetooth Audio
- Auxiliary Output



# EVOX 12 SYSTEM

## READY TO PLAY IN A FEW SIMPLE STEPS

EVOX system is designed to be easily transported and quickly set up. All the components – top column, sub, pole and cables – come in one package and fit in the optional transportation covers.

---

### EVOX 12

EVOX 12 is the most powerful line-source in its class and offers a particularly profound and dynamic reproduction at high levels due to the built-in 1400W power amplifier. The top section has eight high performance neodymium 4" full-range transducers with a phase plug. As a result, the EVOX 12 has a significantly increased low-mid playback at a constant level with a wide dispersion for the highs. The 15" subwoofer delivers powerful bass sound to reinforce a big party or the kick drum of a live band. Despite high performance, the enclosure is very compact, and thanks to integrated wheels and extendable handle very easy to transport.

### ACTIVE TWO-WAY ARRAY

- 130 dB Sound Pressure Level
- 1400 W Class D Amplifier
- 15" Woofer
- 8 x 4" neodymium full-range woofer
- 90° x 30° slightly tilted pattern control
- FIRPHASE zero degrees phase technology
- Innovative DSP Processing
- Pole mountable, easy set-up and transportation
- Available in full black or white



# Elevate your event

## SUPERIOR TRANSDUCERS

**HIGH FREQUENCIES** - The ultra-compact full-range 4" drivers are capable of handling extremely high SPL and power. The top column features 8 drivers.

**LOW FREQUENCIES** - The high excursion 15" RCF woofer extends to the lowest frequencies offering quick and precise punch. The bass-reflex port design avoids air turbulence reducing distortions. The EVOX 12 array design features constant horizontal directivity coverage of 90° x 30°, offering a perfect listening experience to the audience. The vertical array design is progressively shaped to guarantee a correct listening from the first row and to avoid a high frequency beaming typical of straight array.



EVOX 12

## SPECIFICATIONS



		<b>EVOX J8 - JMX8</b>
<b>ACOUSTICAL SPECIFICATIONS</b>		
Frequency Response:		40 Hz - 20 kHz
Max SPL @ 1m:		128 dB
Horizontal coverage angle:		120°
Vertical coverage angle:		30°
<b>Transducers</b>		
Compression Driver:		8 x 2.0", 1.0" v.c.
Woofer:		12", 2.5" v.c.
<b>Input/Output section</b>		
Input signal:		bal/unbal
Input connectors:		XLR, Jack
Output connectors:		XLR
Input sensitivity:		-2 dBu/+4 dBu
<b>Processor section</b>		
Crossover Frequencies:		220 Hz
Protections:		Thermal, RMS
Limiter:		Soft Limiter
Controls:		Volume, Boost, Mic/Line
<b>Power section</b>		
Total Power:		1400 W Peak
High frequencies:		400 W Peak
Low frequencies:		1000 W Peak
Cooling:		Convection
Connections:		VDE
<b>RCF Technology</b>		
		FIRPHASE
<b>Standard compliance</b>		
CE marking:		Yes
<b>Physical specifications</b>		
Cabinet/Case Material:		PP Composite
Handles:		1 Top
Color:		Black, White
<b>Size / Weight</b>		
		(only EVOX J8)
Height:		2285 mm / 89.96"
Width:		400 mm / 15.75"
Depth:		460 mm / 18.11"
Weight:		20.2 kg / 44.53 lbs
<b>Part Number</b>		
		(only EVOX J8)
<b>220-240 V</b>	<b>Black</b>	<b>13000554</b>
<b>220-240 V</b>	<b>White</b>	<b>13000567</b>
<b>100-120 V</b>	<b>Black</b>	<b>13000555</b>
<b>100-120 V</b>	<b>White</b>	<b>13000568</b>

		<b>EVOX JMX8</b>
<b>ELECTRONIC SPECIFICATIONS</b>		
Frequency Response:		20 Hz - 20 kHz
<b>Processing</b>		
A/D-D/A Conversion:		24 Bit @ 48.0 kHz
Dynamic Range:		108
Processing Channels:		8
Signal Processing:		32 Bit Floating Point
<b>Inputs/Outputs section</b>		
Hi-Z Line Inputs:		1
Hi-Z Line Inputs Impedance:		1 Mohm
Mono Line:		4
Mic:		4
Phantom Power +48V:		Yes
Stereo Line:		2
AUX Output:		1
AUX Send:		1
AUX OUT Level (DBU):		19 dBu
MAIN OUT Level (DBU):		19 dBu
<b>Compressors</b>		
RCF Compressors:		4 mono (6 preset)
<b>EQ</b>		
Description:		3 Band EQ: High and Low band shelving, Mid Band with sweepable frequency Graphic
		7 Band EQ on Main Mix and AUX send
Input Channels EQ:		1 Semi Parametric / 2 Shelving
<b>Other features</b>		
AUX:		1 PRE/POST
FX POST:		1
Multifx Insert Effects:		1
Send Effects:		1
Main Out Processors:		1
USB audio: PLAY TRK		2
Footswitch:		Yes
<b>Size (as EVOX J8)</b>		
Weight:		22.2 kg / 48.94 lbs
<b>Part Number</b>		
<b>220-240 V</b>	<b>Black</b>	<b>13000556</b>
<b>220-240 V</b>	<b>White</b>	<b>13000569</b>
<b>100-120 V</b>	<b>Black</b>	<b>13000557</b>
<b>100-120 V</b>	<b>White</b>	<b>13000570</b>



## EVOX 12

### ACOUSTICAL SPECIFICATIONS

Frequency Response:	40 Hz - 20 kHz
Max SPL @ 1m:	130 dB
Horizontal coverage angle:	90°
Vertical coverage angle:	30°

### Transducers

Compression Driver:	8 x 4.0", 1.0" v.c.
Woofers:	15", 3.0" v.c.

### Input/Output section

Input signal:	bal/unbal
Input connectors:	XLR, Jack
Output connectors:	XLR
Input sensitivity:	-2 dBu/+4 dBu

### Processor section

Crossover Frequencies:	180 Hz
Protections:	Thermal, RMS
Limiter:	Soft Limiter
Controls:	Volume, EQ

### Power section

Total Power:	1400 W Peak
High frequencies:	400 W Peak
Low frequencies:	1000 W Peak
Cooling:	Convection
Connections:	VDE

### RCF Technology

RCF Technology	FIRPHASE
----------------	----------

### Standard compliance

CE marking:	Yes
-------------	-----

### Physical specifications

Cabinet/Case Material:	Baltic birch plywood
Handles:	1 Top
Color:	Black

### Size / Weight

Height:	2200 mm / 86.61"
Width:	410 mm / 16.14"
Depth:	560 mm / 22.05"
Weight:	36.4 kg / 80.25 lbs

### Part Number

<b>220-240 V</b>	<b>Black</b>	<b>13000481</b>
<b>220-240 V</b>	<b>White</b>	<b>13000843</b>
<b>100-120 V</b>	<b>Black</b>	<b>13000482</b>
<b>100-120 V</b>	<b>White</b>	<b>13000758</b>

## ACCESSORIES

### PROTECTIONS

<b>CVR EVOX 12</b>	13360324
--------------------	----------

Protection cover for EVOX 12 Subwoofer + speaker.

<b>CVR EVOX J</b>	13360407
-------------------	----------

Protection cover for EVOX J8 and EVOX J MIX8.

<b>CVR-WH EVOX J</b>	13360406
----------------------	----------

Protection cover for EVOX J8 and EVOX J MIX8 with wheels diameter 4 cm.

### CABLES

<b>AC XLR 3M3F</b>	13360102
--------------------	----------

3 Female + 3 Male XLR 3-pole connectors with nickel body and silver contacts.



# SUB AX SERIES

With a fully featured DSP and remote control, SUB AX centralizes speaker management and features professional digital tools for tuning and optimization. Our AX subwoofers inherit the powerful DSP inside our ART AX speakers to establish a new approach to sound system control and transform your system into a fully featured professional sound system.

---

## REMARKABLE VERSATILITY

SUB AX is the ideal complement for 10", 12" or 15" woofer-size loudspeakers; it centralizes speaker management inside the subwoofer, providing dual crossovers, 8-band EQs, routing, delays, cardioid configurations, and recallable crossover presets.

## TOUR-READY WORKHORSE

RCF cabinets are made of high-quality multi-ply hardwood coated with a black polyurea finish. Subs are stackable and lightweight, thanks to the ergonomic handles, for easy set-up and tear-down. Pole receptacles on top and side allow various configurations. The powder-coated front grille integrates a special transparent-to-sound foam backing on the inside to further protect transducers from dust.

- **CROSSOVER PRESETS**  
Factory-Tuned Preset for RCF Speakers and 4 User-Editable Presets
- **LARGE TOUCH DISPLAY**  
2.4-inch Color Touch Panel  
Rotary Push Encoder  
Swipe Gesture for Fast Navigation
- **ADVANCED DSP FOR YOUR SYSTEM**  
Eight Recallable Snapshots  
Fullrange Parametric 8 Band EQ  
Up to 45 meters delay
- **PRECISION TUNING**  
Top/Sub alignment (meters/feet/ms)  
Cardioid Function and L/R Balance for 2.1 systems



SUB 18-AX

# Advanced Crossover Engine



## FACTORY-TUNED PRESETS FOR PERFECT SUB-TOP PAIRING

Pair your full-range speaker with RCF ACE-enabled SUBs and unlock your system's true potential. RCF's proprietary Advanced Crossover Engine (ACE) is engineered to precisely match the time delay and align the phase on a broader range than the usual crossover frequency range between RCF subwoofers and FIRPHASE-enabled full-range speakers.

## COLOR TOUCH SCREEN

The SUB AX Series subwoofers have a large 2.4-inch color touch panel that enables full control of all DSP features. The panel also features a push encoder and swipe gesture for fast navigation. A flexible crossover section offers several presets for an optimal match with other RCF speakers; an advanced system section, with an 8-band equalizer and a delay up to 45 m, allow full system control, individually or paired with another subwoofer. Both 2.1 and 1.1 configurations are possible.



SUB 15-AX

RCF subwoofers are the first choice of many sound engineers, thanks to the very high SPL levels at very low frequencies, small dimensions compared to the competitors, self-powered design, internal delay control, cardioid configuration options and impressive size/weight to SPL output ratio. Your crowd will be able to live an engaging immersive experience.

### A LIVE EXPERIENCE IN YOUR POCKET

With the RCF LiveRemote app, you can control up to 8 AX devices via Bluetooth® simultaneously from your smartphone or tablet. The app makes it easy to adjust internal routing, save and recall presets. You can also use the app to control your entire sound system, with advanced functions and a fully featured 8-band EQ. The app is available for Android and iOS phones and tablets.

### ACTIVE BLUETOOTH® SUBWOOFERS

- 2200 Watt Class-D Amplifier
- Up to 135 dB MAX SPL
- Digital Crossover w/ Speaker Presets
- Bass Motion Control woofer excursion management
- Multi-ply hardwood polyurea coated
- LiveRemote App for remote control via Bluetooth
- Dual XLR/TRS combo Input + Link; Dual XLR Xover Out
- Powercon True1 Top Sealed AC Connector
- Available in full black or white



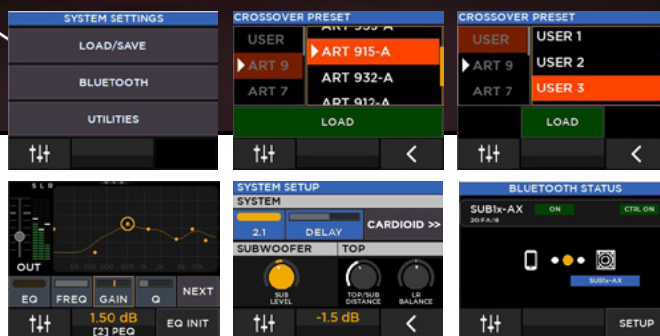
SUB AX Series subwoofers are built like a tank, with powerCON® TRUE1 TOP mains connectors, so you can be sure that they will stand up to the rigors of touring

# Unlock Your System's True Potential



## LIVEREMOTE CONTROL APP

Whether you're a musician, DJ, or pro sound engineer, RCF LiveRemote App extends its reach: the same app is available for both ART 9 AX and SUB AX families. On the subs, crossover preset selection, system EQ and delay adjustments and crossover individual settings are quickly accessible; furthermore, two subwoofer units can be paired for 2.2 operation. Available for Android and iOS phones and tablets.



## SPECIFICATIONS



	<b>SUB 18-AX</b>	<b>SUB 15-AX</b>	
<b>Acoustical specifications</b>			
Frequency Response:	35 Hz - 120 Hz	35 Hz - 120 Hz	
Max SPL @ 1m:	135 dB	133 dB	
<b>Transducers</b>			
Woofers:	18", 4.0" v.c.	15", 3.0" v.c.	
<b>Input/Output section</b>			
Input signal:	bal/unbal	bal/unbal	
Input connectors:	Combo XLR/Jack	Combo XLR/Jack	
Output connectors:	XLR	XLR	
Input sensitivity:	-2 dBu/+4 dBu	-2 dBu/+4 dBu	
<b>Processor section</b>			
Crossover Frequencies:	Digital Crossover	Digital Crossover	
Protections:	Thermal	Thermal	
Limiter:	Soft Limiter	Soft Limiter	
Controls:	Encoder for Volume control and data entry. Touch Screen for parameter management and monitor.	Encoder for Volume control and data entry. Touch Screen for parameter management and monitor.	
<b>Power section</b>			
Total Power:	2200 W Peak	2200 W Peak	
Low frequencies:	2200 W Peak	2200 W Peak	
Cooling:	Convection	Convection	
Connections:	Powercon TRUE1 TOP IN/OUT	Powercon TRUE1 TOP IN/OUT	
<b>RCF Technology</b>			
BASS MOTION CONTROL:	Yes	Yes	
<b>Standard compliance</b>			
Safety agency:	CE Compliant	CE Compliant	
<b>Physical specifications</b>			
Cabinet/Case Material:	Plywood	Plywood	
Handles:	One handle per side	One handle per side	
Pole mount/Cap:	Yes	Yes	
Grille:	Steel with clothing	Steel with clothing	
Color:	Black, White	Black, White	
<b>Size</b>			
Height:	693 mm / 27.28 inches	590 mm / 23.23 inches	
Width:	505 mm / 19.88 inches	420 mm / 16.54 inches	
Depth:	685 mm / 26.97 inches	590 mm / 23.23 inches	
Weight:	37.6 kg / 82.89 lbs	26 kg / 57.32 lbs	
<b>Part Number</b>			
<b>220-240 V</b>	<b>Black</b>	<b>13000836</b>	<b>13000835</b>
<b>100-120 V</b>	<b>Black</b>	<b>13000834</b>	<b>13000832</b>
<b>220-240 V</b>	<b>White</b>	<b>13000880</b>	<b>13000878</b>
<b>100-120 V</b>	<b>White</b>	<b>13000879</b>	<b>13000877</b>

## ACCESSORIES

### RIGGING / MOUNTING

<b>PM-KIT M20</b>	13360067
-------------------	----------

Adjustable pole for subwoofer.

<b>AC PRO-PM</b>	13360110
------------------	----------

Steel speaker pole mount with telescopic 35mm rod. Non-scratching ring lock and safety pin. Includes plastic clips for speaker cable.

### CABLES

<b>CVR 003</b>	13360530
----------------	----------

Padded Cover for SUB 18-AX.

<b>CVR 004</b>	13360529
----------------	----------

Padded Cover for SUB 15-AX.

### TRANSPORTATION

<b>WH PRO 4X</b>	13360238
------------------	----------

Kit no 4 swivel castor, 100mm / 4" Ø wheel with roller bearings



# SUB SERIES

RCF subwoofers are the first choice of many sound engineers, with very high SPL levels at very low frequencies, small dimensions compared to others in its category, self-powered design, long-term reliability, and impressive size/weight to SPL output ratio.

## POWERFUL CLASS D AMPLIFIERS

RCF's Class-D power amplifier technology packs huge performance operating with high efficiency into a lightweight solution. RCF amplifiers deliver an ultra-fast attack, realistic transient response, and impressive audio performance. The amplifier features a solid machined aluminium structure which not only stabilises the amplifier during transportation but also helps the fan-less heat dissipation. All the amplifiers present SMPS power supply section to produce maximum output and minimum weight.

## ACTIVE SUBWOOFERS

- Up to 137 dB Max SPL
- Up to 4400 W Power Amp
- Stereo Crossover
- Adjustable gain, X-over and delay (internal delay available on SUB 905-AS, SUB 8003-AS and SUB 8008-AS)
- Polarity switch
- Birch cabinet with M20 threaded pole mount

## DIVE INTO THE DEPTHS OF YOUR MUSIC

Tight and deep bass at any volume. RCF's improvements in transducer design make them robust and more powerful, able to deliver perfect clarity even at full level. Bass Motion Control algorithms handle the lowest audible frequencies without affecting the woofer stability, with extended linearity and better sound integrity at any volume.


## LOW END DONE RIGHT

What sets the RCF SUB Series apart is its ultra-fast attack with accurate power handling and a well-implemented DSP for a perfect balance between power and precision. This makes it the ideal low-frequency complement for 8" to 15" portable loudspeakers, providing outstanding performance in any sound application.

SUB 905-AS MK3



SUB 708-AS MK3



# The right punch

## THE TRANSDUCERS INNOVATORS

RCF develops advanced transducer technology including the application of high-tech materials such as Neodymium, Carbon Fiber, Pure Titanium, Kevlar, Kapton and Mylar hybrids. With more than 70 years of design and manufacturing pro audio systems, RCF has been instrumental in technological inventions such as carbon fiber cone molding, double silicon spiders, inside/outside voice coil windings to edge wound voice coil manufacturing and pure titanium diaphragm forming. Our latest developments have resulted in designing advanced neodymium magnetic circuits, radically new voice coil ventilation systems and ground breaking direct drive voice coil assemblies.



### SUB 708-AS MK3, 705-AS MK3, AND 702-AS MK3

These subwoofers can be configured from the rear panel, and features a full set of commands:

- Volume Control
- Crossover Frequency 80Hz/110Hz
- Polarity

### SUB 905-AS MK3, 8003-AS MK3, AND 8008-AS

These subwoofers can be configured from the rear panel, and features a full set of commands:

- Push/Rotary Encoder
- Volume/Gain Control
- Preset Selection
- Polarity and Delay

SUB 8008-AS

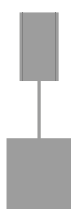


## SPECIFICATIONS

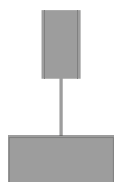


	SUB 8008-AS	SUB 8003-AS MK3	SUB 905-AS MK3	SUB 708-AS MK3
<b>Acoustical specifications</b>				
Frequency Response:	30 Hz - 120 Hz	35 Hz - 120 Hz	40 Hz - 120 Hz	35 Hz - 120 Hz
Max SPL @ 1m:	137 dB	135 dB	133 dB	133 dB
<b>Transducers</b>				
Woofer:	2 x 18", 4.0" v.c.	18", 4.0" v.c.	15", 3.0" v.c.	18", 3.0" v.c.
<b>Input/Output section</b>				
Input signal:	bal/unbal	bal/unbal	-	bal/unbal
Input connectors:	XLR, Jack	XLR	XLR Stereo	XLR
Output connectors:	XLR	XLR	XLR Stereo	XLR
Input sensitivity:	-2 dBu/+4 dBu	-2 dBu/+4 dBu	-2 dBu/+4 dBu	-2 dBu/+4 dBu
<b>Processor section</b>				
Hi-Pass Frequencies:	-	-	-	110 Hz
LOW-Pass Frequencies:	-	-	-	80 Hz
Crossover Frequencies:	Selectable	Selectable	Selectable	-
Protections:	Thermal, Excurs., RMS	Thermal, RMS	Thermal, RMS	Thermal, RMS
Limiters:	Soft Limiter	Soft Limiter	Soft Limiter	Soft Limiter
Controls:	Xover, Phase switch, Deep/Punch, Output Delay Setting	Gain, EQ, Phase, Xover, Delay, Cardioid	Gain, EQ, Phase, Xover, Delay, Cardioid	Volume, EQ, Phase, Xover
<b>Power section</b>				
Total Power:	4400 W Peak	2200 W Peak	2200 W Peak	1400 W Peak
Low frequencies:	4400 W Peak	-	2200 W Peak	1400 W Peak
Cooling:	Convection/Forced	Convection	Convection	Convection
Connections:	Powercon TRUE1 TOP IN/OUT	Powercon IN/OUT	Powercon IN/OUT	VDE
<b>Standard compliance</b>				
CE marking:	Yes	Yes	Yes	Yes
<b>Physical specifications</b>				
Cabinet/Case Material:	Plywood	Plywood	Plywood	Baltic birch plywood
Hardware:	2 x M20	-	-	-
Handles:	2 side	One handle each side	One handle each side	One handle each side
Pole mount/Cap:	M20 thread	M20 thread	M20 thread	M20 thread
Grille:	Steel	Steel with clothing	Steel with clothing	Steel with clothing
Color:	Black	Black	Black	Black
<b>Size</b>				
Height:	550 mm / 21.65 inches	693 mm / 27.28 inches	590 mm / 23.23 inches	693 mm / 27.28 inches
Width:	1180 mm / 46.46 inches	505 mm / 19.88 inches	420 mm / 16.54 inches	505 mm / 19.88 inches
Depth:	700 mm / 27.56 inches	685 mm / 26.97 inches	590 mm / 23.23 inches	685 mm / 26.97 inches
Weight:	80 kg / 176.37 lbs	37.6 kg / 82.89 lbs	26 kg / 57.32 lbs	38.8 kg / 85.54 lbs
<b>Part Number</b>				
100-240 V - EU	-	<b>13000844</b>	<b>13000846</b>	-
100-240 V - US	-	<b>13000845</b>	<b>13000847</b>	-
220-240 V	<b>13000752</b>	-	-	<b>13000809</b>
100-120 V	<b>13000753</b>	-	-	<b>13000810</b>


## FLOOR & SUSPENDED CONFIGURATIONS



Pole mount on subwoofer



Pole mount on subwoofer



Single configuration on a subwoofer



Coupled configuration on a subwoofer



## ACCESSORIES

SUB 705-AS MK3	SUB 702-AS MK3	SUB 18-AS	SUB 15-AS
40 Hz - 120 Hz	40 Hz - 120 Hz	20 Hz - 400 Hz	35 Hz - 400 Hz
131 dB	129 dB	135 dB	133 dB
15", 3.0" v.c.	12", 2.5" v.c.	18", 4.0" v.c.	15", 3" v.c.
bal/unbal	bal/unbal	bal/unbal	bal/unbal
XLR	XLR	Combo XLR/Jack	Combo XLR/Jack
XLR	XLR	XLR	XLR
-2 dBu/+4 dBu	-2 dBu/+4 dBu	-2 dBu/+4 dBu	-2 dBu/+4 dBu
110 Hz	110 Hz	-	-
80 Hz	80 Hz	-	-
-	-	-	-
Thermal, RMS	Thermal, RMS	Thermal	Thermal
Soft Limiter	Soft Limiter	Soft Limiter	Soft Limiter
Volume, EQ, Phase, Xover	Volume, EQ, Phase, Xover	Volume, Polarity, Low pass filter frequency	Volume, Polarity, Low pass filter frequency
1400 W Peak	1400 W Peak	2200 W Peak	2200 W Peak
1400 W Peak	1400 W Peak	2200 W Peak	2200 W Peak
Convection	Convection	Convection	Convection
VDE	VDE	VDE	VDE
Yes	Yes	Yes	Yes
Baltic birch plywood	Baltic birch plywood	Baltic birch plywood	Baltic birch plywood
-	-	-	-
One handle each side	One handle each side	One handle each side	One handle each side
M20 thread	M20 thread	M20 thread	M20 thread
Steel with clothing	Steel with clothing	Steel with clothing	Steel with clothing
Black	Black	Black	Black
598 mm / 23.54 inches	526 mm / 20.59 inches	693 mm / 27.28 inches	590 mm / 23.23 inches
420 mm / 16.54 inches	360 mm / 14.17 inches	505 mm / 19.88 inches	420 mm / 16.54 inches
590 mm / 23.23 inches	515 mm / 20.28 inches	685 mm / 26.97 inches	590 mm / 23.23 inches
30 kg / 66.14 lbs	21.5 kg / 47.4 lbs	44.5 kg / 98.11 lbs	30 kg / 66.14 lbs
-	-	-	-
-	-	-	-
<b>13000812</b>	<b>13000818</b>	<b>13000787</b>	<b>13000938</b>
<b>13000817</b>	<b>13000819</b>	<b>13000788</b>	<b>13000939</b>

### RIGGING / MOUNTING

**AC PMX** | 13360232  
Speaker pole mount with pushbutton system and hand crank to avoid uncontrolled reverse motion. Locking screw provides additional safety.

**PM-KIT M20** | 13360067  
Adjustable pole for subwoofer.

**AC PRO-PM** | 13360110  
Steel speaker pole mount with telescopic rod, tube diameter 35mm. Height adjustment using a non-scratching locking screw and safety pin. Moveable plastic splints separate the speaker from the stand creating a vibration-free connection. Easy to use ring lock.

**M20 PLATE** | 13360066  
Threaded plate for M20 pole mount.

### PROTECTIONS

**CVR SUB 8008** | 13360518  
Padded Cover for SUB 8008-AS

**CVR SUB 8003 II** | 13360378  
Protection cover for SUB 8003-AS II. It features heavy-duty polyester outer fabric, foam rubber padding, and zip openings with Velcro fasteners.

**CVR 003** | 13360530  
Padded Cover for SUB 708-AS MK3 - SUB 8003-AS - SUB 18-AS.

**CVR 004** | 13360529  
Padded Cover for SUB 705-AS MK3 - SUB 905-AS MK3 - SUB 15-AS.

**CVR 005** | 13360528  
Padded Cover for SUB 702-AS MK3.

### TRANSPORTATION

**WH PRO 4X** | 13360238  
Kit no 4 swivel castor, 100mm / 4" Ø wheel with roller bearings









[www.rcf.it](http://www.rcf.it)

HEADQUARTERS:

RCF S.p.A. Italy  
tel. +39 0522 274 411  
e-mail: [info@rcf.it](mailto:info@rcf.it)

RCF UK

Int. +44 (0) 1702 800846  
e-mail: [info@rcfaudio.co.uk](mailto:info@rcfaudio.co.uk)

RCF France

tel. +33 9 86 02 73 52  
e-mail: [france@rcf.it](mailto:france@rcf.it)

RCF Germany

tel. +49 (0) 2203 925370  
e-mail: [sales@rcf.de](mailto:sales@rcf.de)

RCF Spain

tel. +34 91 817 42 66  
e-mail: [info@rcfaudio.es](mailto:info@rcfaudio.es)

RCF Benelux

tel. +49 (0) 2203 9253724  
e-mail: [benelux@rcf.it](mailto:benelux@rcf.it)

RCF USA Inc.

tel. +1 732-9026100  
e-mail: [info@rcf-usa.com](mailto:info@rcf-usa.com)