




**INSTALLED** SOUND

# RCF Sound Culture

RCF is a leading technology brand of professional audio equipment, transducers, electronics, DSP, and custom solutions for any sound and any place. Established in Italy in 1949, RCF has been committed to the perfect reproduction and amplification of sound for events and concerts, recording, public address, broadcast, and portable audio. RCF has consistently transformed the pro-audio industry, developing components and products in-house to ensure maximum quality and reliability to the end-user. The comprehensive catalog covers all aspects of the audio chain to satisfy sound engineers, architects, and system integrators.

The Installed Sound range represents a prominent chapter in the company's long history, continuously expanding one of the most comprehensive product portfolios offering dedicated integrated audio solutions with superior acoustic performance. This catalog includes speaker systems designed to meet all pro-audio contractors requirements for fixed installations like café or theme bars, retail outlets, places of worship, theatres, restaurants, live venues, dance clubs, theme parks, airports, hotels, railway stations, shopping malls, auditoriums, congress centers, sporting facilities, stadia, etc.



## / ADVANCED TECHNOLOGIES


Innovation comes first and foremost, thanks to the RCF R&D team, developers of many original products and technologies, such as the hyper-venting system, the inside/outside voice coil, the dual silicone spiders, and countless mechanical, digital, and leading-edge electronic solutions. RCF is one of the few loudspeaker companies worldwide that internally manufacture transducers, speaker systems, electronics, and software. All products feature RCF's exclusive designs and technologies such as CMD Coverage Matching Design horns, providing consistent horizontal and

vertical pattern control through the usable frequency range. RCF exclusive LICC Low Inductance Compensated Crossover ensures exceptional audio performance and stability. Zero degrees phase alignment FIRPHASE technology for clarity and perfect sound image; matching amplification and control systems to fully optimize the high performance and long-term reliability RCF is renowned for. Passive speaker systems also include RCF built-in dynamic electronic protections.

## Contents

HL Series	page	4
HVL Series	page	12
COMPACT Series	page	22
COMPACT M Series	page	38
MAX Series	page	50

P Series	page	66
ART Series	page	82
Subwoofer Series	page	86
Amplifiers	page	98
Electronics	page	110



### / SUPPORT AND TRAINING

RCF is always at the forefront of technologies and materials research, providing tools, documentation, technical support to help professionals deliver optimized sound to the listener. Training activities for all audio professionals and enthusiasts draw into 70 years of experience and knowledge of its engineers. The internal support engineering team is on hand to assist architects, system designers, or integrators during the design and customization of complex systems. Tangible technical expertise, modern Italian manufacturing facilities, and the continuous technological refinement

set RCF as an essential reference for all audio professionals and enthusiasts. RCF supports customers in its offices in the United States of America, France, Germany, Italy, Spain, the United Kingdom, and a network of more than hundreds of trusted distributors throughout the rest of the world.

# HL SERIES

## HL SERIES

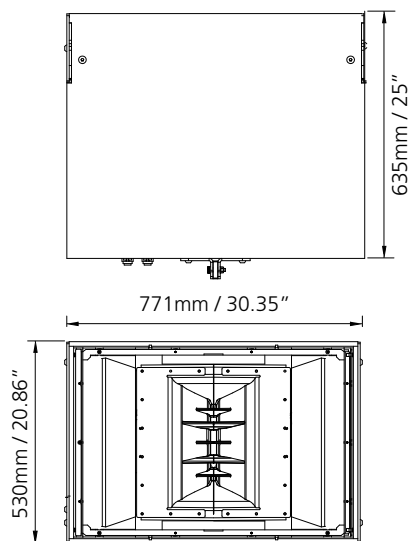
HORN LOADED ARRAY SYSTEM

### HS 2200

ARRAY SUBWOOFER

The HL 2260 (2240, 2290) is a horn loaded two-way full range array system that incorporates a 2 x 12" woofer and a 1.4" exit 4.0" voice coil titanium compression driver for mid distance and long throw applications. The system is very compact and provides very high output and accurate voice and sound reproduction. The system is equipped with the latest generation of RCF precision transducers. The system has a vertical dispersion of 22.5° and is ideally used in point source configuration for mid distance applications or can be clustered with narrower angles for long throw applications. The loudspeaker enclosure shape is trapezoidal and offers a 22.5° coupling angle each side. Connections to the amplifier are made through a watertight Amphenol multi-pole connector.


- Horn Loaded two-way Array System
- Fully Horn-loaded, 60° x 22.5° (40° x 22.5°, 90° x 22.5°) directivity
- 2 x 12" RCF Precision woofers with 3.5" voice coil
- RCF Precision 4.0" voice coil compression driver, titanium dome
- 141 dB Max SPL
- Horn loading on RCF waveguide
- System Power rating 1500 W RMS (1350 W LF, 150 W HF)
- Safe and solid variable array mechanics
- Baltic Birch Plywood enclosure with internal structural metal bracings



The cabinet is constructed of multi-ply Baltic birch marine plywood and finished in a very resistant, textured, polyurea black paint. The cabinet is equipped with 12 x M 8 brass inserts, a stainless steel U-Bracket and pair of spacers for 90° mounting.



The grille is in custom perforated aluminium with open-cell fibres and water repellent woven fabric backing.





## SPECIFICATIONS

### HL 2290

p.n.13000405

### HL 2260

p.n.13000407

### HL 2240

p.n.13000404

### HS 2200

p.n.13000406

#### ACOUSTICAL

FREQ. RANGE (-10 dB):	60 Hz ÷ 20 kHz	60 Hz ÷ 20 kHz	60 Hz ÷ 20 kHz	30 Hz ÷ 200 Hz
FREQ. RANGE (-3 dB):	80 Hz ÷ 20 kHz	80 Hz ÷ 20 kHz	80 Hz ÷ 20 kHz	35 Hz ÷ 200 Hz
HORIZ. COVERAGE ANGLE (-6 dB):	90°	60°	40°	-
VERTICAL COVERAGE ANGLE (-6 dB):	22.5°	22.5°	22.5°	-
DIRECTIVITY FACTOR Q:	13	14	16	-
SYSTEM SENSITIVITY:	LF 104 dB HF 113 1W @ 1m <sup>(1)</sup>	LF 104 dB HF 113 1W @ 1m <sup>(1)</sup>	LF 104 dB HF 113 1W @ 1m <sup>(1)</sup>	100 dB 1W @ 1m <sup>(1)</sup>
RATED MAXIMUM SPL:	141 dB, @ 1m	141 dB, @ 1m	141 dB, @ 1m	136 dB, @1m
SYSTEM NOMINAL IMPEDANCE:	8 ohm	8 ohm	8 ohm	-
SYSTEM INPUT POWER RATING RMS:	LF 1350 W, HF 150 W <sup>(2)</sup>	LF 1350 W, HF 150 W <sup>(2)</sup>	LF 1350 W, HF 150 W <sup>(2)</sup>	LF 900 W <sup>(2)</sup>
SYSTEM INPUT POWER RATING PEAK:	LF 5400 W, HF 600 W	LF 5400 W, HF 600 W	LF 5400 W, HF 600 W	LF 3600 W
RECOMMENDED AMPLIFIER:	LF 2700 W, HF 300 W	LF 2700 W, HF 300 W	LF 2700 W, HF 300 W	LF 1800 W
CROSSOVER:	Recommended 600 Hz	Recommended 600 Hz	Recommended 600 Hz	-

#### TRANSDUCERS

<b>LOW FREQUENCY:</b>	2 x 12" woofer, 3.5" v.c.	2 x 12" woofer, 3.5" v.c.	2 x 12" woofer, 3.5" v.c.	18" woofer 4.0" v.c.
NOMINAL IMPEDANCE:	8 ohm	8 ohm	8 ohm	8 ohm
INPUT POWER RATING:	1350 W AES	1350 W AES	1350 W AES	900 W AES
SENSITIVITY:	104 dB, 1W @ 1m	104 dB, 1W @ 1m	104 dB, 1W @ 1m	100 dB, 1W @ 1m
<b>HIGH FREQUENCY:</b>	neo 1.4" throat, 4" v.c.	neo 1.4" throat, 4" v.c.	neo 1.4" throat, 4" v.c.	-
INPUT POWER RATING:	150 W AES	150 W AES	150 W AES	-
SENSITIVITY:	113 dB, 1W @ 1m	113 dB, 1W @ 1m	113 dB, 1W @ 1m	-

#### PHYSICAL

ENCLOSURE:	Trapezoidal, 15 mm birch plywood construction			
RIGGING INSERTS:	Side and rear array rigging point			
COLOR:	Polyurea Black, weather and scratch resistant paint			
GRILLE:	Custom perforated steel grille			
INPUT CONNECTORS:	Amphenol eco/mat IP 67			
DIMENSIONS (H x W x D):	20.87" x 30.35" x 25.00"   530 x 771 x 635 mm			
WEIGHT:	69 kg	66 kg	69 kg	50.8 kg

1) Measured on axis in the far field with 1 watt (2.83V RMS, 8 ohm) input and referenced to 1 meter distance using the inverse square law. Listed sound pressure represents an average from 300 Hz to 3 kHz.

2) Using 20 Hz to 20 kHz, Pink Noise Spectrum, 2 hours, + 6 dB crest factor, with RMS voltage calculated on speaker minimum impedance.

3) Recommended Amplifier is a power capability value that should be taken as a guide.


# 22 HL SERIES

## HL SERIES

HORN LOADED ARRAY SYSTEM

## HS 2200

ARRAY SUBWOOFER



The system is fully horn-loaded and it is ideally used either in point source configuration for mid distances or clustered with narrower angles for long-throw applications.



### LOW FREQUENCY

The HL 2260 (2240, 2290) is a 2 x 12" woofer and a 2.0" exit with 3.5" voice-coil.

The HS 2200 is a 18" high-efficiency 4.0" voice-coil woofer with Inside/Outside Coil Technology.



### HIGH FREQUENCY

The HL 2260 (2240, 2290) is a 4" compression driver with a 1.5" exit throat.

## ARRAY FITTINGS

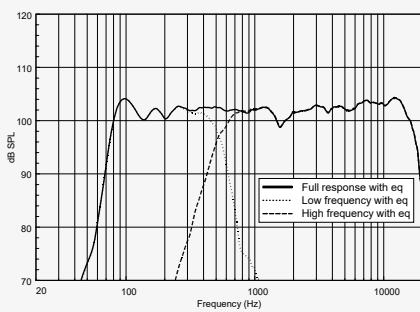
The HL SYSTEM is equipped with standard array fittings and IP 55 weather protection.



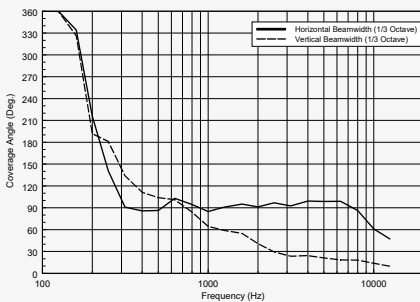


## HL 2290

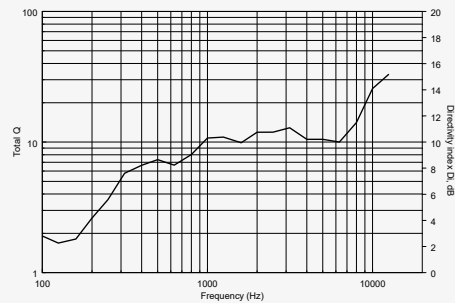
RESPONSE 1W/1m



### BEAMWIDTH vs. FREQUENCY

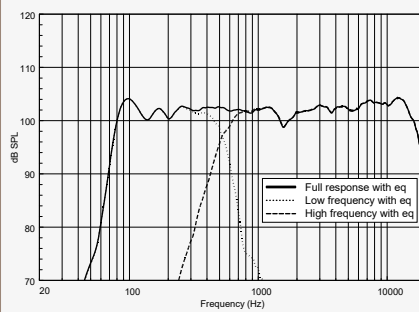


### DIRECTIVITY INDEX AND Q

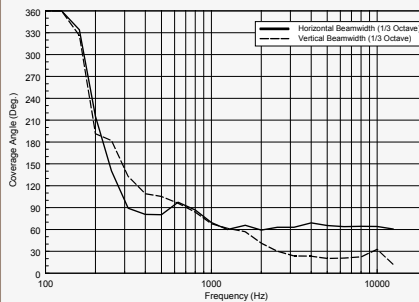


## HL 2260

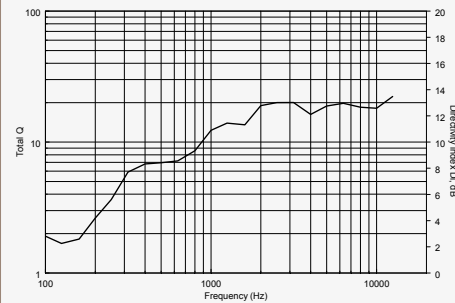
RESPONSE 1W/1m



### BEAMWIDTH vs. FREQUENCY

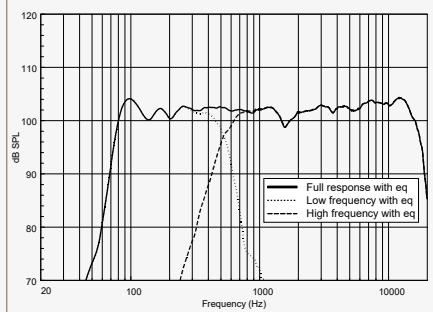


### DIRECTIVITY INDEX AND Q

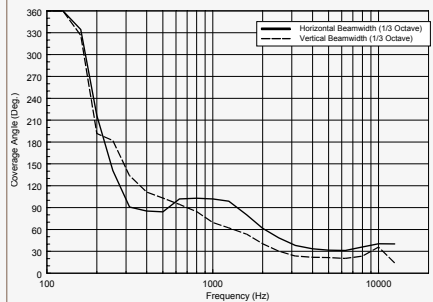


## HL 2240

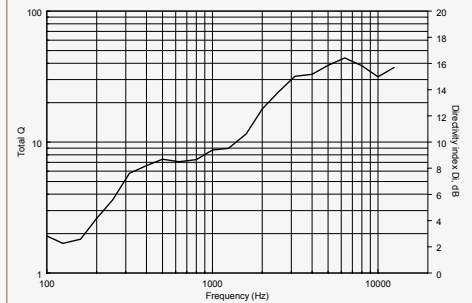
RESPONSE 1W/1m



### BEAMWIDTH vs. FREQUENCY

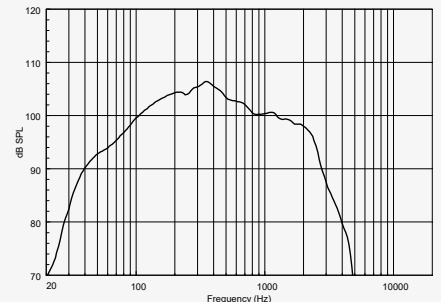


### DIRECTIVITY INDEX AND Q



## HS 2200

RESPONSE 1W/1m



## RELATED ACCESSORIES



### FL-B HL

(p.n. 13360282)

Suspending bar for HL line array system

- To suspend HL 2240, HL 2260, HL 2290, HS 2200
- Strong steel construction


# 20 HL SERIES

## HL 20-WP

### WEATHERPROOF PASSIVE LINE ARRAY MODULE

HL 20-WP is a two-way, bi-amp passive line array module that offers a very wide dispersion and high performance for such a compact size. The incredible high output and dynamics, the extreme accuracy and high frequency extension plus the compact size makes the HL 20-WP the ideal tool for outdoor sound reinforcement, live performances and events as well as fixed installations in theatres, concert halls or auditoriums. Connections to the amplifier are made through a watertight multi-pole connector. The grille is in custom perforated aluminum with open-cell fibers and water repellent woven fabric backing. The cabinet is constructed of multiply baltic birch plywood and finished in a fire resistant, textured coating.

- Very compact size
- Maximum output per size available on the market
- Wide, constant directivity, horizontal coverage angle
- Minimum weight
- Watertight multi-pole connector IP67
- Baltic birch cabinet



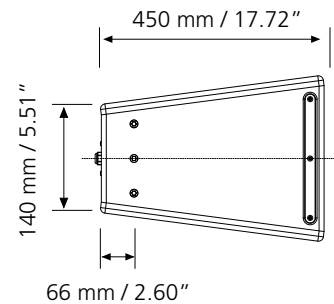
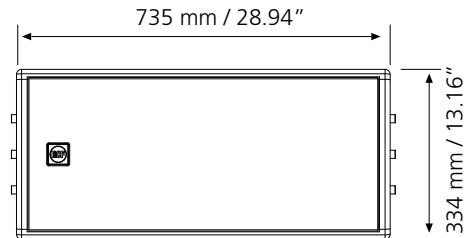
#### LOW FREQUENCIES

Water resistant fibre doped cone  
Polycotton M-roll surround  
High power magnetic structure



#### HIGH FREQUENCIES

The ND840 large format compression driver delivers one of the key advantages of the HL 20-WP. The 3" voice coil allows a crossover point of 800 Hz, therefore almost all of the vocal range can be produced by this driver. This allows better coverage, dispersion control, and superior efficiency.







## SPECIFICATIONS

### HL 20-WP

p.n. 13000473 (White) - p.n. 13000643 (Black)

#### ACOUSTICAL

FREQ. RANGE (-10 dB):	55 Hz ÷ 20 kHz
FREQ. RANGE (-3 dB):	65 Hz ÷ 20 kHz
HORIZ. COVERAGE ANGLE (-6 dB):	100°
VERTICAL COVERAGE ANGLE (-6 dB):	15°
DIRECTIVITY FACTOR Q:	16
SYSTEM SENSITIVITY:	102 dB, 1W @ 1m <sup>(1)</sup>
RATED MAXIMUM SPL:	135 dB, @ 1m
SYSTEM NOMINAL IMPEDANCE:	16 ohm
SYSTEM INPUT POWER RATING RMS:	LF 700 W, HF 100 W <sup>(2)</sup>
SYSTEM INPUT POWER RATING PEAK:	LF 2800 W, HF 400 W
RECOMMENDED AMPLIFIER:	LF 1400 W, HF 200 W <sup>(3)</sup>
CROSSOVER:	Recommended 800 Hz

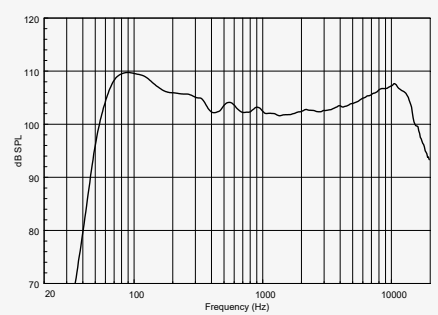
#### TRANSDUCERS

<b>LOW FREQUENCY:</b>	2 x 10" (254 mm) woofer   2.5" (64 mm) coil
NOMINAL IMPEDANCE:	16 ohm
INPUT POWER RATING:	600 W AES
SENSITIVITY:	98 dB, 1W @ 1m
<b>HIGH FREQUENCY:</b>	neo 1.4" (38 mm) throat, 3" (75 mm) coil
NOMINAL IMPEDANCE:	16 ohm
INPUT POWER RATING:	110 W AES
SENSITIVITY:	109 dB, 1W @ 1m

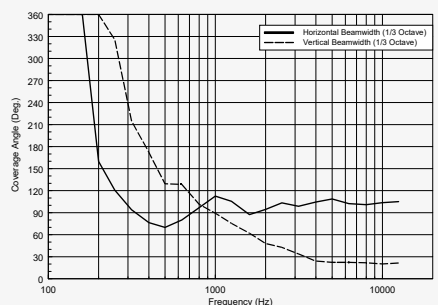
#### PHYSICAL

ENCLOSURE:	Trapezoidal, 21 mm birch plywood construction
RIGGING INSERTS:	6 x Side M10 rigging points
COLOR:	White, Black, Custom color, weather and scratch resistant paint
GRILLE:	Custom perforated stel grill with open cell poly fiber and waterproof cloth backing
INPUT CONNECTORS:	Amphenol eco/mat IP 67
DIMENSIONS (H x W x D):	13.14" x 28.93" x 17.71"   334 x 735 x 450 mm
WEIGHT:	74.95 lb   34 kg

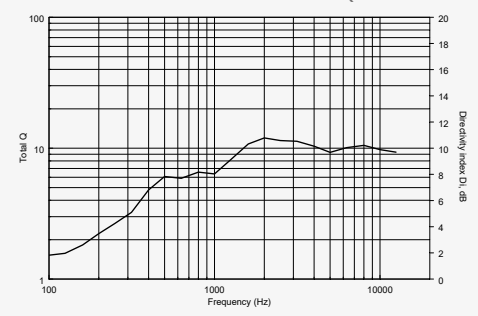
RESPONSE 1W/1m



BEAMWIDTH vs. FREQUENCY



DIRECTIVITY INDEX AND Q



1) Measured on axis in the far field with 1 watt (2.83V RMS, 8 ohm) input and referenced to 1 meter distance using the inverse square law. Listed sound pressure represents an average from 300 Hz to 3 kHz.  
 2) Using 20 Hz to 20 kHz, Pink Noise Spectrum, 2 hours, + 6 dB crest factor, with RMS voltage calculated on speaker minimum impedance.  
 3) Recommended Amplifier is a power capability value that should be taken as a guide.

# 1315

## HL SERIES

### H 1315 WP

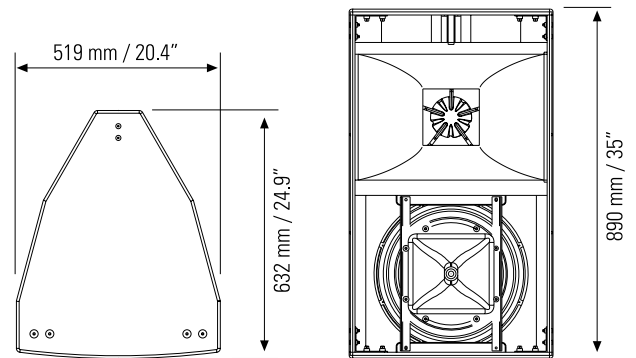
THREE WAY INDOOR/OUTDOOR HORN LOADED SPEAKER SYSTEM



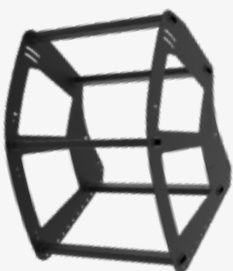
The RCFACUSTICA H 1315 WP is a three-way full range loudspeaker system that incorporates a 15" woofer, a 10" midrange and a 1.4" exit titanium compression driver for long throw applications. The system is very compact and provides very high output and accurate voice and sound reproduction. The system is equipped with the latest generation of RCF precision transducers, all of them with powerful neodymium motors. The internal passive filter provides crossover and equalization between the midrange and the compression driver. The system is driven in bi-amped mode, is capable of producing a Max SPL of 136 dB and handles 900 Watts AES (LF) + 400 Watt AES (MF/HF). The loudspeaker enclosure shape is multi-trapezoidal and offers a double coupling angle each side. Connections to the amplifier are made through a watertight multi-pole connector. The grille is in custom perforated aluminum with open-cell fibers and water repellent woven fabric backing. The cabinet is constructed of multi-ply baltic birch plywood and finished in a very resistant, textured, polyurea black paint.

The H 1315 WP cabinet is treated inside-outside with polyurea black paint. The cabinet includes 2 recessed handles for transportation and positioning and a total of six double M10 fixing point for flown applications and extensive internal metal bracing. The front steel grille is epoxy powder coated, and equipped with two layers of weather-resistant open-cell fibres and water repellent woven fabric backing. The transducer cones as well carry a special additional treatment to resist against critical environmental conditions. It is equipped with an IP 67 removable Amphenol terminal.

- Compact Arrayable 3-way System
- Fully Horn-loaded LF/MF/HF (60° x 40° directivity)
- Fully equipped with Neodymium Transducers
- Bi-amp system (passive crossover MF/HF included)
- Active Mosfet Compression Driver Protection
- Rotable HF Horn
- Recessed handles



#### RELATED ACCESSORIES



**C-BR H 1315**  
(p.n. 33183006 )  
Cluster Flybar for 2 x H 1315 WP





## SPECIFICATIONS

### H 1315 WP

p.n. 13000266

#### ACOUSTICAL

FREQ. RANGE (-10 dB):	50 Hz ÷ 20 kHz
FREQ. RANGE (-3 dB):	65 Hz ÷ 20 kHz
HORIZ. COVERAGE ANGLE (-6 dB):	60°
VERTICAL COVERAGE ANGLE (-6 dB):	40°
DIRECTIVITY FACTOR Q:	12
SYSTEM SENSITIVITY:	LF 100 dB, HF/MF 108 dB 1W @ 1m <sup>(1)</sup>
RATED MAXIMUM SPL:	136 dB, @ 1m
SYSTEM NOMINAL IMPEDANCE:	8 ohm
SYSTEM INPUT POWER RATING RMS:	LF 900 W, HF/MF 400 W <sup>(2)</sup>
SYSTEM INPUT POWER RATING PEAK:	LF 3600 W, HF/MF 1600 W
RECOMMENDED AMPLIFIER:	LF 1800 W, HF/MF 800 W <sup>(3)</sup>
HF PROTECTION:	Active Mosfet compression driver
CROSSOVER:	Recommended 300 Hz, internal MF/HF 1300 Hz

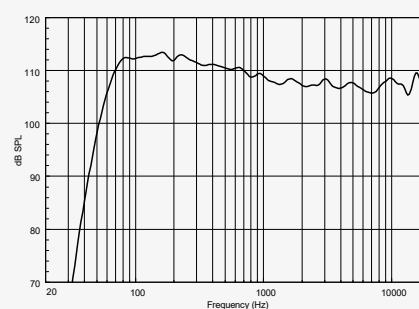
#### TRANSDUCERS

<b>LOW FREQUENCY:</b>	neo 15" (381 mm)   woofer 4" (100 mm) coil
NOMINAL IMPEDANCE:	8 ohm
INPUT POWER RATING:	900 W AES
SENSITIVITY:	100 dB, 1W @ 1m
<b>MID FREQUENCY</b>	neo 10" (254 mm)   midrange 3" (76 mm) coil
NOMINAL IMPEDANCE	8 ohm
INPUT POWER RATING	300 W AES
SENSITIVITY	109 dB, 1W @ 1m
<b>HIGH FREQUENCY</b>	neo 1,4" (35,5 mm) throat   3" (75 mm) coil
NOMINAL IMPEDANCE	8 ohm
INPUT POWER RATING	110 W AES
SENSITIVITY	109 dB, 1W @ 1m

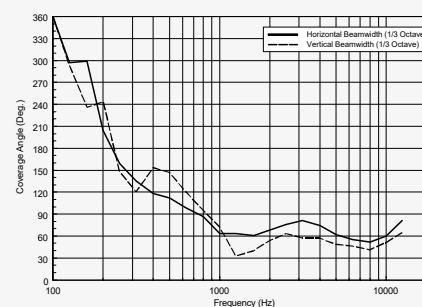
#### PHYSICAL

ENCLOSURE:	Double Trapezoidal, 15 mm birch plywood construction
RIGGING INSERTS:	12 x M10, rigging point
COLOR:	Black, inside-outside polyurea black paint)
GRILLE:	Custom perforated steel grille, epoxy powder coated, weather-resistant open-cell fibres and water repellent woven fabric backing
INPUT CONNECTORS:	Speakon® NL4 (H1315 WP Amphenol eco mat IP67)
DIMENSIONS (H x W x D):	35.03" x 20.47" x 24.88"   890 x 520 x 632 mm
WEIGHT:	78.26 lb   35.5 kg

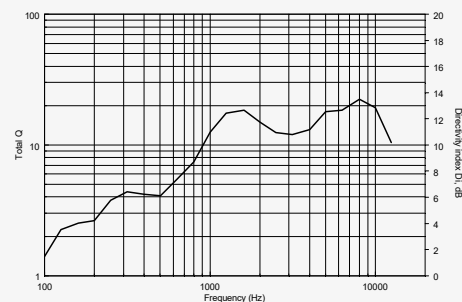
RESPONSE 1W/1m



BEAMWIDTH vs. FREQUENCY



DIRECTIVITY INDEX AND Q



1) Measured on axis in the far field with 1 watt (2.83V RMS, 8 ohm) input and referenced to 1 meter distance using the inverse square law. Listed sound pressure represents an average from 300 Hz to 3 kHz.

2) Using 20 Hz to 20 kHz, Pink Noise Spectrum, 2 hours, + 6 dB crest factor, with RMS voltage calculated on speaker minimum impedance.


3) Recommended Amplifier is a power capability value that should be taken as a guide.

# 15

## HVL SERIES

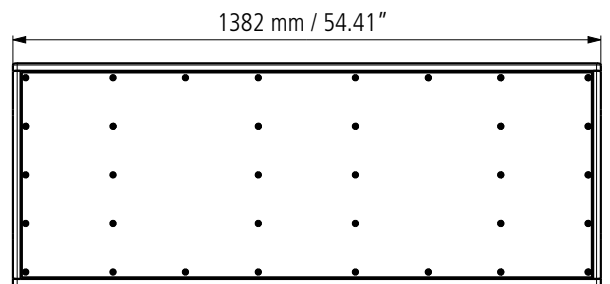
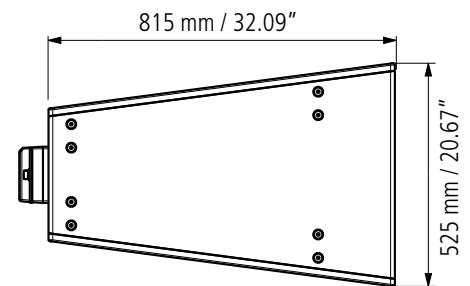
### HVL 15-P

LONG THROW THREE-WAY SYSTEM




HVL 15-P is a three-way, bi-amp loudspeaker system for long throw applications, incorporating 2 x 15" woofer, 2 x 10" midranges and 2 x 4" titanium dome compression driver. Equipped with the latest generation of RCF precision transducers, all of them with powerful neodymium magnets, it provides a very high output and accurate voice and sound reproduction. The system, driven in bi-amped mode, is able to produce a max SPL of 133 dB (LF) and 145 dB (MHF), handling 1000 W (LF) + 900 W (MHF). An internal passive filter provides crossover and equalization between the midranges and the compression drivers. The horizontal coverage is 45° and the vertical coverage is 15°. A heavy duty, waterproof barrier strip provides connections. The grille is in epoxy coated heavy-duty steel with open-cell fibers and water repellent woven fabric backing. The cabinet is made of Baltic birch plywood. The finishing is a waterproof, textured, polyurea coating.

- 1000 W (LF) + 900 W (MHF) AES power handling
- 145 dB max SPL
- 43 ÷ 18000 Hz frequency range
- 45° x 15° coverage angles
- Fully equipped with neodymium transducers
- Bi-amped system with passive filter between MF and HF
- Horn Loaded symmetric design
- Baltic birch plywood cabinet and steel grille
- Waterproof treatment



### PRECISION TRANSDUCERS

With in-house transducers' design and manufacturing for no-compromise performances, the HVL Series excels in any comparison. All transducers feature state of the art neodymium magnetic circuits, radically new voice coil ventilation systems, and ground-breaking voice coil assemblies.





## SPECIFICATIONS

### HVL 15-P

p.n. 13000565 (White) - p.n. 13000746 (Black)

#### ACOUSTICAL

FREQ. RANGE (-10 dB):	43 Hz ÷ 18 kHz
FREQ. RANGE (-3 dB):	59 Hz ÷ 13 kHz
MAX SPL @ 1m:	145 dB
HORIZ. COVERAGE ANGLE (-6 dB):	45°
VERTICAL COVERAGE ANGLE (-6 dB):	15°
DIRECTIVITY FACTOR Q:	18
SYSTEM SENSITIVITY:	111 dB <sup>(1)</sup>
POWER HANDLING:	1900 W RMS
PEAK POWER HANDLING:	7600 W PEAK
RECOMMENDED AMPLIFIER:	3800 W

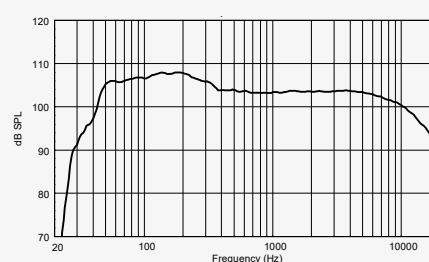
#### TRANSDUCERS

<b>LOW FREQUENCY:</b>	2 x 15" neo, 3.5" v.c.
NOMINAL IMPEDANCE:	8 ohm
INPUT POWER RATING:	500 W AES, 1000 W Program Power
SENSITIVITY:	97 dB, 1W @ 1m
<b>MIDRANGE FREQUENCY:</b>	2 x 10" neo, 3.0" v.c.
NOMINAL IMPEDANCE:	8 ohm
INPUT POWER RATING:	500 W AES, 1000 W Program Power
SENSITIVITY:	112 dB, 1W @ 1m
<b>HIGH FREQUENCY:</b>	2 x 1.4" neo, 4.0" v.c.
NOMINAL IMPEDANCE:	16 ohm
INPUT POWER RATING:	280 W AES, 560 W Program Power
SENSITIVITY:	110 dB, 1W @ 1m

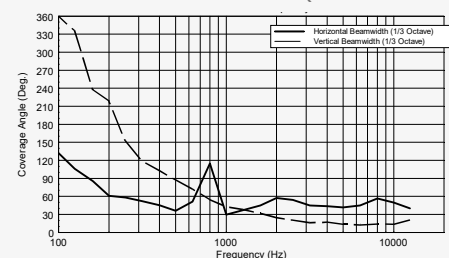
#### PHYSICAL

ENCLOSURE:	Baltic birch plywood
RIGGING INSERTS:	n° 8 x M20 on each side panel n° 8 x M20 on top and bottom panels
COLOR:	White RAL 9010   Black RAL 9005
GRILLE:	Steel
INPUT/OUTPUT CONNECTORS:	Screw Terminals
DIMENSIONS (H x W x D):	20.67" x 54.41" x 32.09"   525 x 1382 x 815 mm
WEIGHT:	115 kg   253.53 lbs

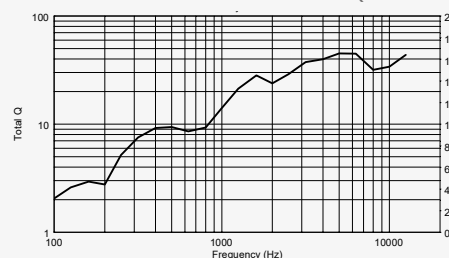
RESPONSE 1W/1m



BEAMWIDTH vs. FREQUENCY



DIRECTIVITY INDEX AND Q



1) Measured on axis in the far field with 1 watt (2.83V RMS, 8 ohm) input and referenced to 1 meter distance using the inverse square law. Listed sound pressure represents an average from 300 Hz to 3 kHz.


2) Using 20 Hz to 20 kHz, Pink Noise Spectrum, 2 hours, + 6 dB crest factor, with RMS voltage calculated on speaker minimum impedance.

3) Recommended Amplifier is a power capability value that should be taken as a guide.

# 15 HVL SERIES

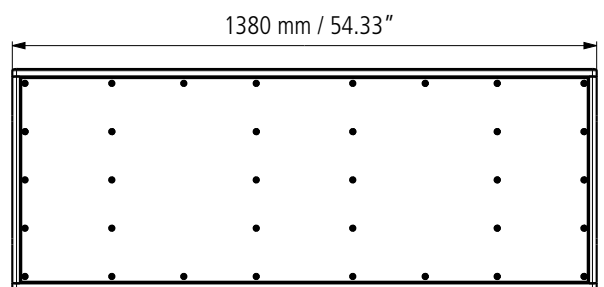
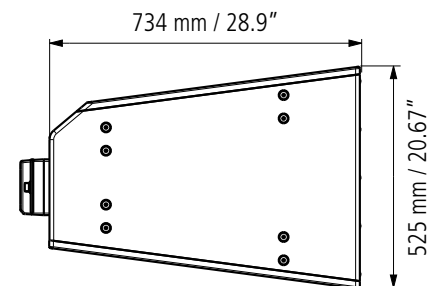
## HVL 15-P1

LONG THROW THREE-WAY SYSTEM




HVL 15-P1 is a three-way, bi-amp loudspeaker system for long throw applications, incorporating 2 x 15" woofer, 2 x 10" midranges and 2 x 4.0" titanium dome compression driver. Equipped with the latest generation of RCF precision transducers, all of them with powerful neodymium magnets, it provides a very high output and accurate voice and sound reproduction. The system, driven in bi-amped mode, is able to produce a max SPL of 133 dB (LF) and 145 dB (MHF), handling 1000 W (LF) + 900 W (MHF). An internal passive filter provides crossover and equalization between the midranges and the compression drivers. The horizontal coverage is 60° and the vertical coverage is 30°. A heavy duty, waterproof barrier strip provides connections. The grille is in epoxy coated heavy-duty steel with open-cell fibers and water repellent woven fabric backing. The cabinet is made of Baltic birch plywood. The finishing is a waterproof, textured, polyurea coating.

- 1000 W (LF) + 900 W (MHF) AES power handling
- 144 dB max SPL
- 43 ÷ 18000 Hz frequency range
- 60° x 30° coverage angles
- Fully equipped with neodymium transducers
- Bi-amped system with passive filter between MF and HF
- Horn Loaded symmetric design
- Baltic birch plywood cabinet and steel grille
- Waterproof treatment



### 4PATH WAVEGUIDE

The custom 4 PATH-designed waveguide allows precise coverage while also delivering an excellent, linear high-frequency response. The unique shape of the four ducts forming the guide creates an ideal isophasic load from the vocal range up to the highest audible frequencies.





## SPECIFICATIONS

### HVL 15-P1

p.n. 13000700 (White) - p.n. 13000748 (Black)

#### ACOUSTICAL

FREQ. RANGE (-10 dB):	43 Hz ÷ 18 kHz
FREQ. RANGE (-3 dB):	59 Hz ÷ 13 kHz
MAX SPL @ 1m:	145 dB
HORIZ. COVERAGE ANGLE (-6 dB):	60°
VERTICAL COVERAGE ANGLE (-6 dB):	30°
DIRECTIVITY FACTOR Q:	15
SYSTEM SENSITIVITY:	111 dB <sup>(1)</sup>
POWER HANDLING:	1900 W RMS
PEAK POWER HANDLING:	7600 W PEAK
RECOMMENDED AMPLIFIER:	3800 W

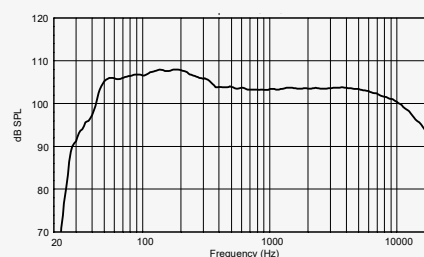
#### TRANSDUCERS

<b>LOW FREQUENCY:</b>	2 x 15" neo, 3.5" v.c.
NOMINAL IMPEDANCE:	8 ohm
INPUT POWER RATING:	500 W AES, 1000 W Program Power
SENSITIVITY:	97 dB, 1W @ 1m
<b>MIDRANGE FREQUENCY:</b>	2 x 10" neo, 3.0" v.c.
NOMINAL IMPEDANCE:	8 ohm
INPUT POWER RATING:	500 W AES, 1000 W Program Power
SENSITIVITY:	112 dB, 1W @ 1m
<b>HIGH FREQUENCY:</b>	2 x 1.5" neo, 4.0" v.c.
NOMINAL IMPEDANCE:	16 ohm
INPUT POWER RATING:	280 W AES, 560 W Program Power
SENSITIVITY:	110 dB, 1W @ 1m

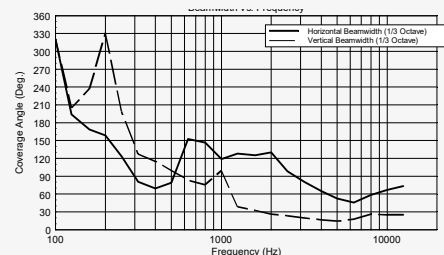
#### PHYSICAL

ENCLOSURE:	Baltic birch plywood
RIGGING INSERTS:	n° 8 x M20 on each side panel n° 8 x M20 on top and bottom panels
COLOR:	White RAL 9010   Black RAL 9005
GRILLE:	Steel
INPUT/OUTPUT CONNECTORS:	Screw Terminals
DIMENSIONS (H x W x D):	20.67" x 54.33" x 28.9"   525 x 1380 x 734 mm
WEIGHT:	120 kg   264.55 lbs

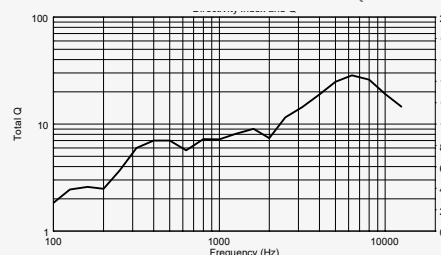
RESPONSE 1W/1m



BEAMWIDTH vs. FREQUENCY



DIRECTIVITY INDEX AND Q



1) Measured on axis in the far field with 1 watt (2.83V RMS, 8 ohm) input and referenced to 1 meter distance using the inverse square law. Listed sound pressure represents an average from 300 Hz to 3 kHz.


2) Using 20 Hz to 20 kHz, Pink Noise Spectrum, 2 hours, + 6 dB crest factor, with RMS voltage calculated on speaker minimum impedance.

3) Recommended Amplifier is a power capability value that should be taken as a guide.

# 15 HVL SERIES

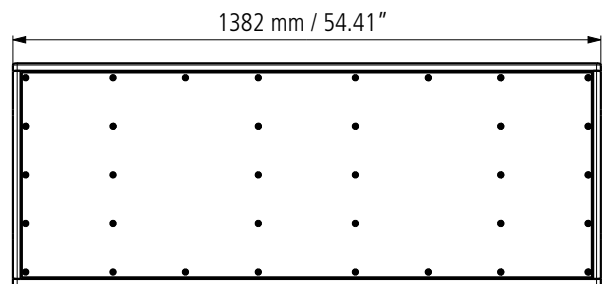
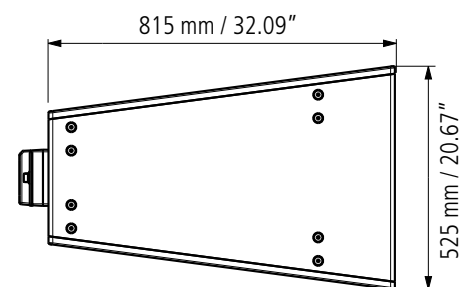
## HVL 15-L

LONG THROW THREE-WAY SYSTEM




HVL 15-L is a three-way, bi-amp loudspeaker system for long throw applications, incorporating 2 x 15" woofer, 2 x 10" midranges and 2 x 4.0" titanium dome compression driver. Equipped with the latest generation of RCF precision transducers, all of them with powerful neodymium magnets, it provides a very high output and accurate voice and sound reproduction. The system, driven in bi-amped mode, is able to produce a max SPL of 133 dB (LF) and 144 dB (MHF), handling 1000 W (LF) + 900 W (MHF). An internal passive filter provides crossover and equalization between the midranges and the compression drivers. The horizontal coverage is 90° and the vertical coverage is 30°. A heavy duty, waterproof barrier strip provides connections. The grille is in epoxy coated heavy-duty steel with open-cell fibers and water repellent woven fabric backing. The cabinet is made of Baltic birch plywood. The finishing is a waterproof, textured, polyurea coating.

- 1000 W (LF) + 900 W (MHF) AES power handling
- 144 dB max SPL
- 43 ÷ 18000 Hz frequency range
- 90° x 30° coverage angles
- Fully equipped with neodymium transducers
- Bi-amped system with passive filter between MF and HF
- Horn Loaded symmetric design
- Baltic birch plywood cabinet and steel grille
- Waterproof treatment



### LONG THROW APPLICATIONS

Focusing on stadiums and big arenas, HVL Series speakers are capable of true, concert-level high performance in arena-sized venues. Featuring point source, line source, and subwoofers speakers, all modules embed RCF Precision Transducers, horns, and waveguides for optimal coverage and clarity. The cabinet's design with coplanar woofers and horns produces identical left and right coverage, capable of delivering serious sonic horsepower within the stadium while maintaining intelligibility and even coverage at every seat.







## SPECIFICATIONS

### HVL 15-L

p.n. 13000640 (White) - p.n. 13000747 (Black)

#### ACOUSTICAL

FREQ. RANGE (-10 dB):	43 Hz ÷ 18 kHz
FREQ. RANGE (-3 dB):	59 Hz ÷ 13 kHz
MAX SPL @ 1m:	144 dB
HORIZ. COVERAGE ANGLE (-6 dB):	90°
VERTICAL COVERAGE ANGLE (-6 dB):	30°
DIRECTIVITY FACTOR Q:	12
SYSTEM SENSITIVITY:	110 dB <sup>(1)</sup>
POWER HANDLING:	1900 W RMS
PEAK POWER HANDLING:	7600 W PEAK
RECOMMENDED AMPLIFIER:	3800 W

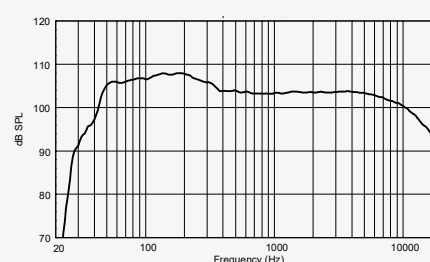
#### TRANSDUCERS

<b>LOW FREQUENCY:</b>	2 x 15" neo, 3.5" v.c.
NOMINAL IMPEDANCE:	8 ohm
INPUT POWER RATING:	500 W AES, 1000 W Program Power
SENSITIVITY:	97 dB, 1W @ 1m
<b>MIDRANGE FREQUENCY:</b>	2 x 10" neo, 3.0" v.c.
NOMINAL IMPEDANCE:	8 ohm
INPUT POWER RATING:	500 W AES, 1000 W Program Power
SENSITIVITY:	112 dB, 1W @ 1m
<b>HIGH FREQUENCY:</b>	2 x 1.5" neo, 4.0" v.c.
NOMINAL IMPEDANCE:	16 ohm
INPUT POWER RATING:	280 W AES, 560 W Program Power
SENSITIVITY:	110 dB, 1W @ 1m

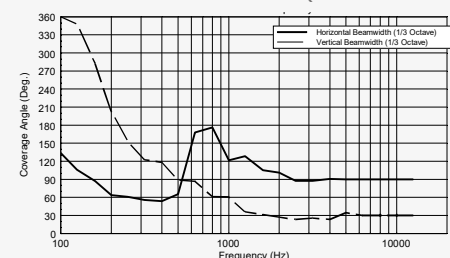
#### PHYSICAL

ENCLOSURE:	Baltic birch plywood
RIGGING INSERTS:	n° 8 x M20 on each side panel n° 8 x M20 on top and bottom panels
COLOR:	White RAL 9010   Black RAL 9005
GRILLE:	Steel
INPUT/OUTPUT CONNECTORS:	Screw Terminals
DIMENSIONS (H x W x D):	20.67" x 54.41" x 32.09"   525 x 1382 x 815 mm
WEIGHT:	120 kg   264.55 lbs

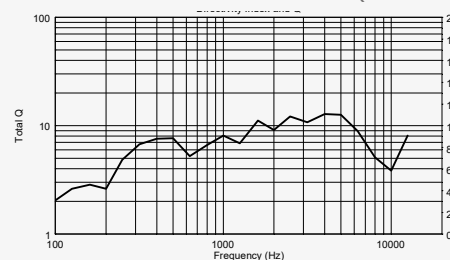
RESPONSE 1W/1m



BEAMWIDTH vs. FREQUENCY



DIRECTIVITY INDEX AND Q



1) Measured on axis in the far field with 1 watt (2.83V RMS, 8 ohm) input and referenced to 1 meter distance using the inverse square law. Listed sound pressure represents an average from 300 Hz to 3 kHz.

2) Using 20 Hz to 20 kHz, Pink Noise Spectrum, 2 hours, + 6 dB crest factor, with RMS voltage calculated on speaker minimum impedance.


3) Recommended Amplifier is a power capability value that should be taken as a guide.

# 15

## HVL SERIES


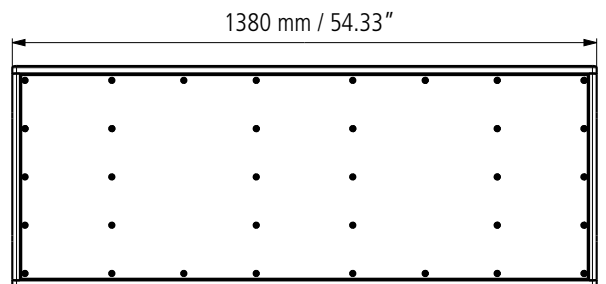
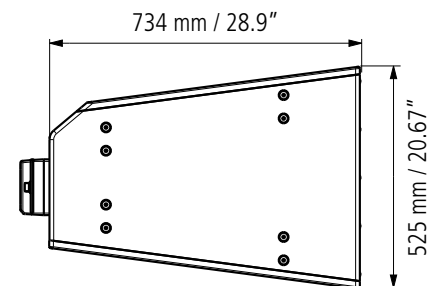
### HVL 15-L1

LONG THROW THREE-WAY SYSTEM



HVL 15-L1 is a three-way, bi-amp loudspeaker system for long throw applications, incorporating 2 x 15" woofer, 2 x 10" midranges and 2 x 4.0" titanium dome compression driver. Equipped with the latest generation of RCF precision transducers, all of them with powerful neodymium magnets, it provides a very high output and accurate voice and sound reproduction. The system, driven in bi-amped mode, is able to produce a max SPL of 133 dB (LF) and 144 dB (MHF), handling 1000 W (LF) + 900 W (MHF). An internal passive filter provides crossover and equalization between the midranges and the compression drivers. The horizontal coverage is 90° and the vertical coverage is 30°. A heavy duty, waterproof barrier strip provides connections. The grille is in epoxy coated heavy-duty steel with open-cell fibers and water repellent woven fabric backing. The cabinet is made of Baltic birch plywood. The finishing is a waterproof, textured, polyurea coating.

- 1000 W (LF) + 900 W (MHF) AES power handling
- 144 dB max SPL
- 43 ÷ 18000 Hz frequency range
- 90° x 30° coverage angles
- Fully equipped with neodymium transducers
- Bi-amped system with passive filter between MF and HF
- Horn Loaded symmetric design
- Baltic birch plywood cabinet and steel grille
- Waterproof treatment





## SPECIFICATIONS

### HVL 15-L1

p.n. 13000701 (White) - p.n. 13000749 (Black)

#### ACOUSTICAL

FREQ. RANGE (-10 dB):	43 Hz ÷ 18 kHz
FREQ. RANGE (-3 dB):	59 Hz ÷ 13 kHz
MAX SPL @ 1m:	144 dB
HORIZ. COVERAGE ANGLE (-6 dB):	90°
VERTICAL COVERAGE ANGLE (-6 dB):	30°
DIRECTIVITY FACTOR Q:	12
SYSTEM SENSITIVITY:	110 dB <sup>(1)</sup>
POWER HANDLING:	1900 W RMS
PEAK POWER HANDLING:	7600 W PEAK
RECOMMENDED AMPLIFIER:	3800 W

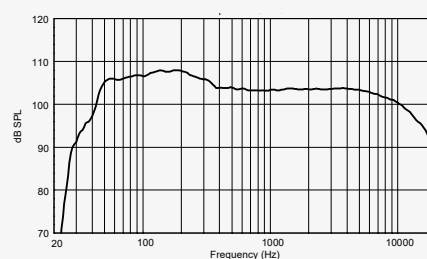
#### TRANSDUCERS

<b>LOW FREQUENCY:</b>	2 x 15" neo, 3.5" v.c.
NOMINAL IMPEDANCE:	8 ohm
INPUT POWER RATING:	500 W AES, 1000 W Program Power
SENSITIVITY:	97 dB, 1W @ 1m
<b>MIDRANGE FREQUENCY:</b>	2 x 10" neo, 3.0" v.c.
NOMINAL IMPEDANCE:	8 ohm
INPUT POWER RATING:	500 W AES, 1000 W Program Power
SENSITIVITY:	112 dB, 1W @ 1m
<b>HIGH FREQUENCY:</b>	2 x 1.5" neo, 4.0" v.c.
NOMINAL IMPEDANCE:	16 ohm
INPUT POWER RATING:	280 W AES, 560 W Program Power
SENSITIVITY:	110 dB, 1W @ 1m

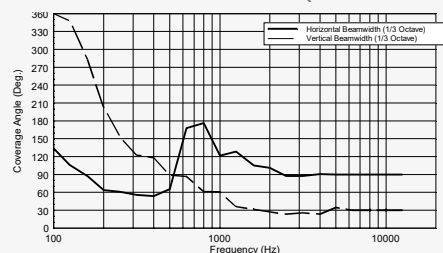
#### PHYSICAL

ENCLOSURE:	Baltic birch plywood
RIGGING INSERTS:	n° 8 x M20 on each side panel n° 8 x M20 on top and bottom panels
COLOR:	White RAL 9010   Black RAL 9005
GRILLE:	Steel
INPUT/OUTPUT CONNECTORS:	Screw Terminals
DIMENSIONS (H x W x D):	20.67" x 54.33" x 28.9"   525 x 1380 x 734 mm
WEIGHT:	120 kg   264.55 lbs

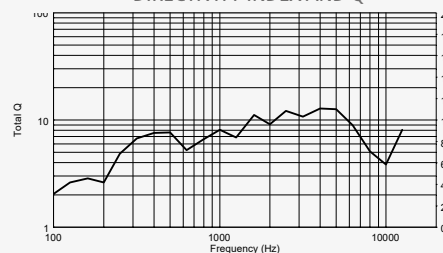
RESPONSE 1W/1m



BEAMWIDTH vs. FREQUENCY



DIRECTIVITY INDEX AND Q



1) Measured on axis in the far field with 1 watt (2.83V RMS, 8 ohm) input and referenced to 1 meter distance using the inverse square law. Listed sound pressure represents an average from 300 Hz to 3 kHz.

2) Using 20 Hz to 20 kHz, Pink Noise Spectrum, 2 hours, + 6 dB crest factor, with RMS voltage calculated on speaker minimum impedance.


3) Recommended Amplifier is a power capability value that should be taken as a guide.

# 15

## HVL SERIES


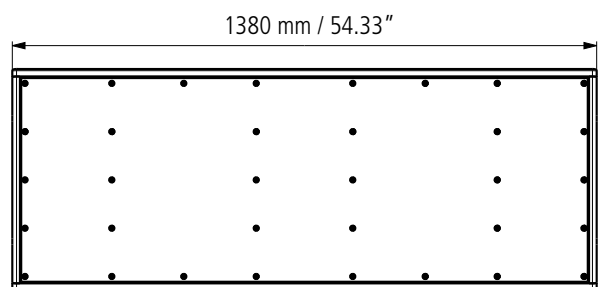
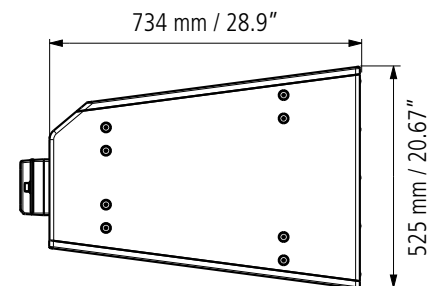
### HVL 15-S

BANDPASS SUBWOOFER SYSTEM



HVL 15-S is a bandpass subwoofer loudspeaker system that incorporates 2 x 15" woofers. Equipped with the latest generation of RCF precision transducers, it provides very high output. The system is able to produce a max SPL of 133 dB, handling 3000 W. The enclosure is trapezoidal and coupling angle of 15°. A heavy duty, waterproof barrier strip provides connections. The grille is in epoxy coated heavy-duty steel with open-cell fibers and water repellent woven fabric backing. The cabinet is made of Baltic birch plywood and the finishing is a waterproof, textured, polyurea coating.

- 3000 W AES power handling
- 133 dB max SPL
- 33 ÷ 180 Hz frequency range
- 2 x 15" high-power woofers
- Symmetric design
- Baltic birch plywood cabinet and steel grille
- Waterproof treatment





## SPECIFICATIONS

### HVL 15-S

p.n. 13000705 (White) - p.n. 13000750 (Black)

#### ACOUSTICAL

FREQ. RANGE (-10 dB):	33 Hz ÷ 180 Hz
FREQ. RANGE (-3 dB):	40 Hz ÷ 150 Hz
MAX SPL @ 1m:	133 dB
SYSTEM SENSITIVITY:	97 dB <sup>(1)</sup>
POWER HANDLING:	3000 W RMS
PEAK POWER HANDLING:	12000 W PEAK
RECOMMENDED AMPLIFIER:	6000 W

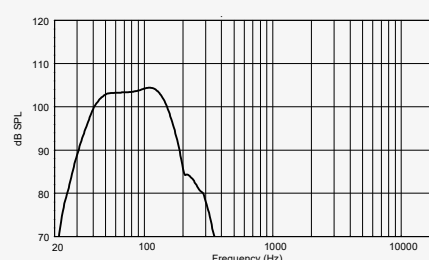
#### TRANSDUCERS

LOW FREQUENCY:	2 x 15" neo, 4" v.c.
NOMINAL IMPEDANCE:	8 ohm
INPUT POWER RATING:	3000 W AES, 6000 W Program Power
SENSITIVITY:	97 dB, 1W @ 1m

#### PHYSICAL

ENCLOSURE:	Baltic birch plywood
RIGGING INSERTS:	n° 8 x M20 on each side panel n° 8 x M20 on top and bottom panels
COLOR:	White RAL 9010   Black RAL 9005
GRILLE:	Steel
INPUT/OUTPUT CONNECTORS:	Screw Terminals
DIMENSIONS (H x W x D):	20.67" x 54.33" x 28.9"   525 x 1380 x 734 mm
WEIGHT:	110 kg   242.51 lbs

RESPONSE 1W/1m



## CONSISTENT ROBUSTNESS

Reduce the commissioning time on your new projects with HVL's modular array-ability, multiple directivity indexes (Q), and small footprint in comparison to its power. HVL can lower overall system costs by delivering full coverage with fewer modules precisely matching the audience area. Rated for direct-exposure outdoor installations, each cabinet is made of Baltic birch plywood with polyurea coating and includes a weatherproof barrier strip for connections. The grille is powder-coated heavy-duty steel with open-cell fibers and water repellent woven-fabric backing.

1) Measured on axis in the far field with 1 watt (2.83V RMS, 8 ohm) input and referenced to 1 meter distance using the inverse square law. Listed sound pressure represents an average from 300 Hz to 3 kHz.

2) Using 20 Hz to 20 kHz, Pink Noise Spectrum, 2 hours, + 6 dB crest factor, with RMS voltage calculated on speaker minimum impedance.

3) Recommended Amplifier is a power capability value that should be taken as a guide.

# 5215

## C SERIES



### C 5215 SERIES

#### TWO-WAY PASSIVE SPEAKER

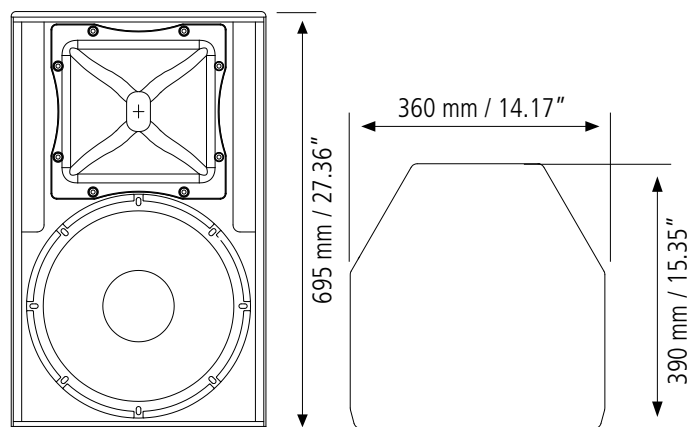
C 5215s are full range extremely versatile wide-dispersion, two-way loudspeaker system offering substantial power and efficiency for several professional applications that include main sound systems for permanent installations, plus portable systems and supplementary fill for larger systems.

RCF exclusive 'Constant Matching Design' technology helps guarantee an optimal transition between the high frequency horn polar pattern and the low frequency woofer directivity. The horn can be rotated, allowing to install the loudspeaker either vertically or horizontally.

The system includes a high-level crossover network that features markedly lower (than conventional) induction values in series with the woofer. This innovation is named LICC ('Low Impedance Compensated Crossover': its benefits are delay reduction, reduced phase shift and superior transient response.

Dynamic high-frequency driver protection is accomplished with a new RCF exclusive - 'Active Mosfet Compression Driver Protection System' (AMCDP), chosen to complement the driver power curve.

- CMD (Constant Matching Design) constant directivity horn
- 1.4" compression driver with 2.5" diaphragm assembly
- 15" woofer with 3" voice coil
- Dual-function design: built in passive crossover or external bi-amp
- Rotatable Horn System for horizontal cabinet mounting applications
- HF driver AMCDP (Active Mosfet Compression Driver Protection)
- LICC (Low Impedance Compensated Crossover) network
- 14 Suspension points
- Pole mount joint



#### RELATED ACCESSORIES



**FL-BR NC 12-15**

p.n. 13360201

Flying bracket. Adjustable inclination.



**H-BR 2X NC15**

p.n. 13360193

Pair of horizontal brackets. Adjustable inclination.



## SPECIFICATIONS

<b>C 5215-99</b>	<b>C 5215-96</b>	<b>C 5215-94</b>	<b>C 5215-66</b>	<b>C 5215-64</b>
p.n.13000313	p.n.13000311	p.n.13000309	p.n.13000312	p.n.13000310

### ACOUSTICAL

FREQ. RANGE (-10 dB):	48 Hz ÷ 20 kHz	48 Hz ÷ 20 kHz	48 Hz ÷ 20 kHz	48 Hz ÷ 20 kHz	48 Hz ÷ 20 kHz
HORIZ. COVERAGE ANGLE (-6 dB):	90°	90°	90°	60°	60°
VERTICAL COVERAGE ANGLE (-6 dB):	90°	60°	40°	60°	40°
DIRECTIVITY FACTOR Q:	11	12	14	20	20
SYSTEM SENSITIVITY:	100 dB	100 dB	100 dB	101 dB	101 dB
RATED MAXIMUM SPL:	133 dB	133 dB	133 dB	134 dB	134 dB
SYSTEM NOMINAL IMPEDANCE:	8 ohm	8 ohm	8 ohm	8 ohm	8 ohm
SYSTEM INPUT POWER RATING RMS:	500 W <sup>(2)</sup>	500 W <sup>(2)</sup>	500 W <sup>(2)</sup>	500 W <sup>(2)</sup>	500 W <sup>(2)</sup>
SYSTEM INPUT POWER RATING PEAK:	2000 W	2000 W	2000 W	2000 W	2000 W
RECOMMENDED AMPLIFIER:	1000 W <sup>(3)</sup>	1000 W <sup>(3)</sup>	1000 W <sup>(3)</sup>	1000 W <sup>(3)</sup>	1000 W <sup>(3)</sup>
HF PROTECTION	Dynamic	Dynamic	Dynamic	Dynamic	Dynamic
CROSSOVER:	1,2 kHz	1,2 kHz	1,2 kHz	1,2 kHz	1,2 kHz

### TRANSDUCERS

<b>LOW FREQUENCY:</b>	15" (381 mm) woofer   3" (76 mm) voice coil
NOMINAL IMPEDANCE:	8 ohm
INPUT POWER RATING:	400 W AES   800 W Peak
SENSITIVITY:	99 dB, 1W @ 1m
<b>HIGH FREQUENCY:</b>	1.4" (36 mm) driver   2.5" (64 mm) voice coil
NOMINAL IMPEDANCE:	8 ohm
INPUT POWER RATING:	100 W AES   200 W Peak
SENSITIVITY:	111 dB, 1W @ 1m

### PHYSICAL

ENCLOSURE:	15 mm birch plywood construction
RIGGING INSERTS:	14 x M10
COLOR:	Black
GRILLE:	Custom perforated steel grille, epoxy powder coated, covered with polyurethane
INPUT CONNECTORS:	Speakon® NL4
DIMENSIONS (H x W x D):	27.36" x 16.93" x 18.11"   695 x 430 x 460 mm
WEIGHT:	76.72 lbs   34.8 kg

1) Measured on axis in the far field with 1 watt (2.83V RMS, 8 ohm) input and referenced to 1 meter distance using the inverse square law. Listed sound pressure represents an average from 300 Hz to 3 kHz.

2) Using 20 Hz to 20 kHz, Pink Noise Spectrum, 2 hours, + 6 dB crest factor, with RMS voltage calculated on speaker minimum impedance.

3) Recommended Amplifier is a power capability value that should be taken as a guide.

# 5215

## C SERIES

### C 5215 SERIES

#### TWO-WAY PASSIVE SPEAKER

The cabinet is made of Baltic birch (heavy duty painted) and allow different installation options, as it is equipped with top and bottom 'Multiplates' for either wall or suspended mounting with chains. Installation points are available on its rear panel as well. The steel front grille is protected with a double layer polyurethane fabric. The front RCF logo is easily rotatable.



#### HIGH FREQUENCY

The hi-frequency transducer is a 1.4" RCF PRECISION compression driver with a 2.5" voice coil for smooth, wide dispersion.



#### LOW FREQUENCY

The low-frequency transducer is an 15" RCF PRECISION woofer with a 3" voice coil.

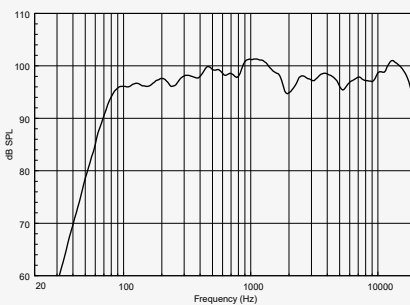


#### CONNECTORS

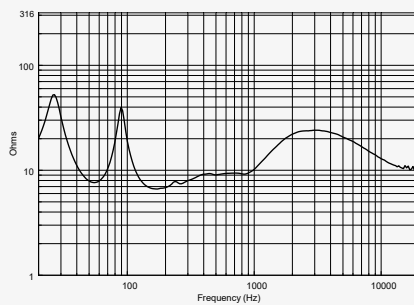
Connections are made through two Neutrik Speakon NL4 connectors (audio input and parallel link output).

#### C 5215-99

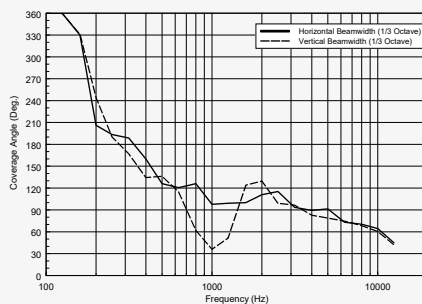
RESPONSE 1W/1m



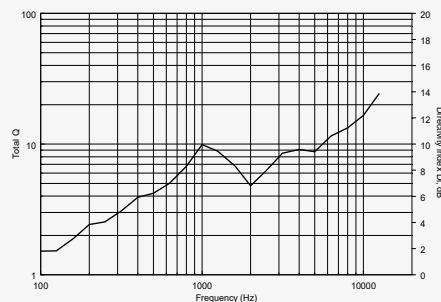
#### IMPEDANCE



#### BEAMWIDTH vs. FREQUENCY

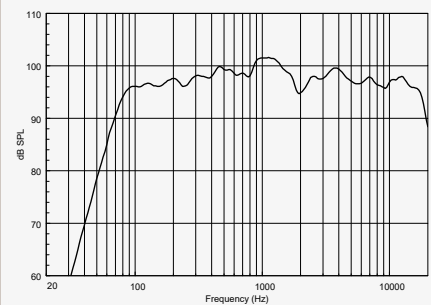


#### DIRECTIVITY INDEX AND Q

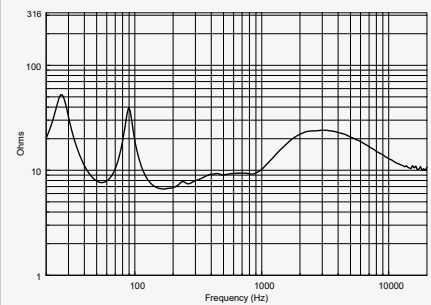


#### C 5215-96

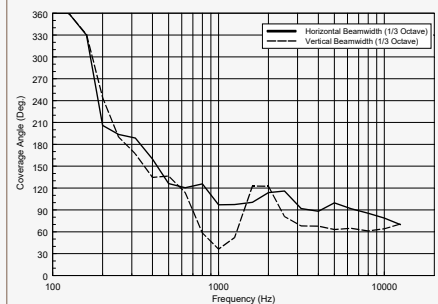
RESPONSE 1W/1m



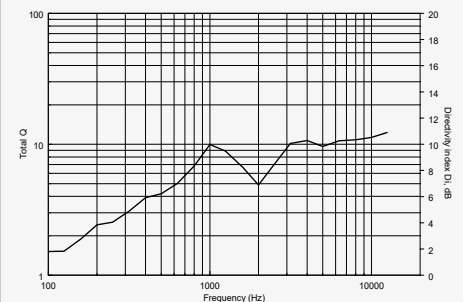
#### IMPEDANCE



#### BEAMWIDTH vs. FREQUENCY



#### DIRECTIVITY INDEX AND Q

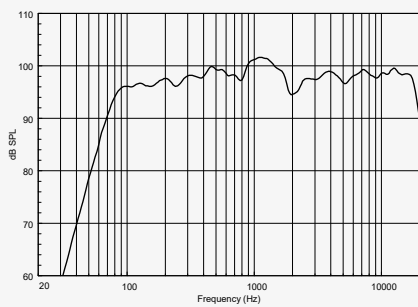




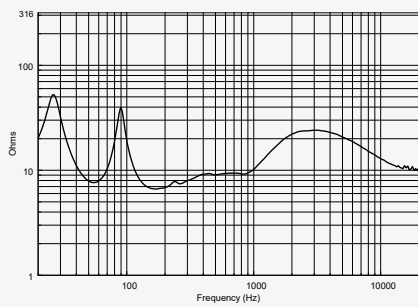


## C 5215-94

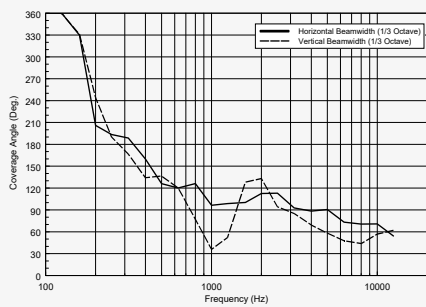
RESPONSE 1W/1m



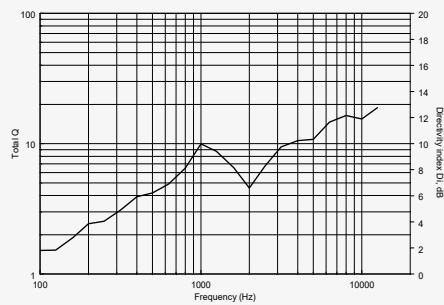
IMPEDANCE



BEAMWIDTH vs. FREQUENCY

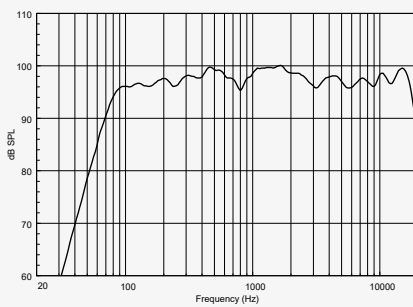


DIRECTIVITY INDEX AND Q

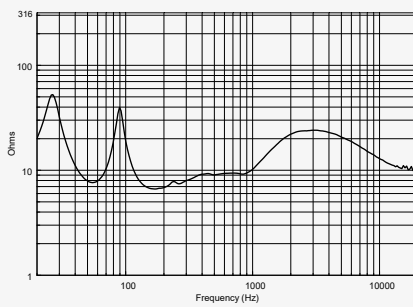


## C 5215-66

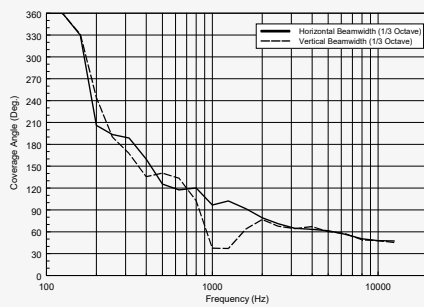
RESPONSE 1W/1m



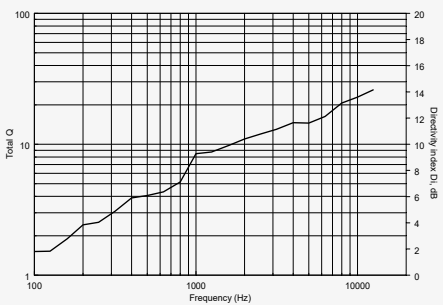
IMPEDANCE



BEAMWIDTH vs. FREQUENCY

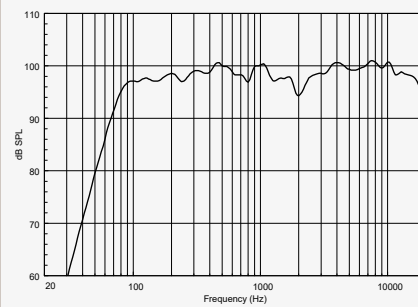


DIRECTIVITY INDEX AND Q

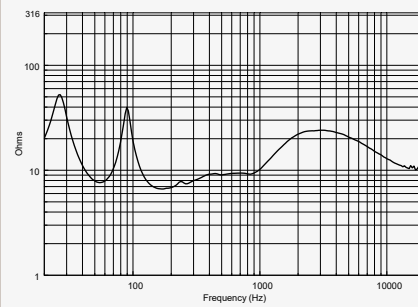


## C 5215-64

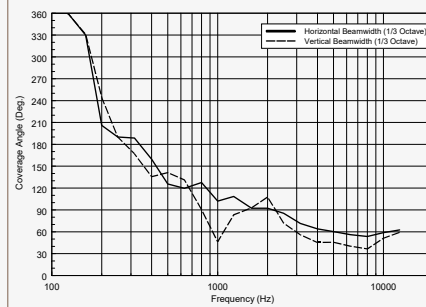
RESPONSE 1W/1m



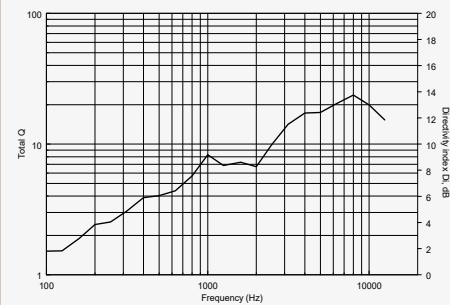
IMPEDANCE



BEAMWIDTH vs. FREQUENCY



DIRECTIVITY INDEX AND Q



# 5212

## C SERIES



### C 5212 SERIES

#### TWO-WAY PASSIVE SPEAKER

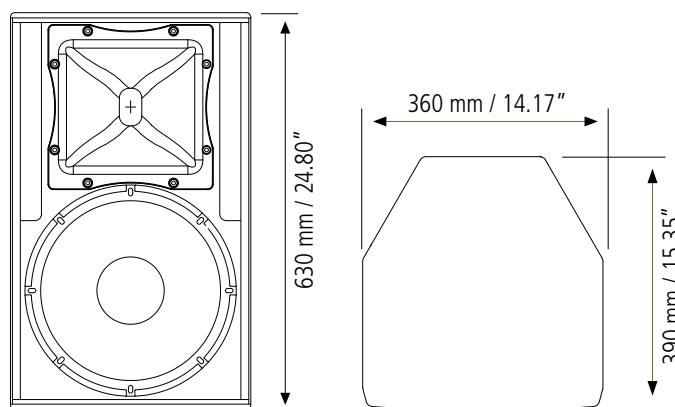
C 5212s are full range extremely versatile wide-dispersion, two-way loudspeaker system offering substantial power and efficiency for several professional applications that include main sound systems for permanent installations, plus portable systems and supplementary fill for larger systems.

RCF exclusive 'Constant Matching Design' technology helps guarantee an optimal transition between the high frequency horn polar pattern and the low frequency woofer directivity. The horn can be rotated, allowing to install the loudspeaker either vertically or horizontally.

The system includes a high-level crossover network that features markedly lower (than conventional) induction values in series with the woofer. This innovation is named LICC ('Low Impedance Compensated Crossover': its benefits are delay reduction, reduced phase shift and superior transient response.

Dynamic high-frequency driver protection is accomplished with a new RCF exclusive - 'Active Mosfet Compression Driver Protection System' (AMCDP), chosen to complement the driver power curve.

- CMD (Constant Matching Design) constant directivity horn
- 1.4" compression driver with 2.5" diaphragm assembly
- 12" woofer with 3" voice coil
- Rotatable Horn System for horizontal cabinet mounting applications
- HF driver AMCDP (Active Mosfet Compression Driver Protection)
- LICC (Low Impedance Compensated Crossover) network
- 10 Suspension points
- 1 top pole mount, 1 bottom pole mount



#### RELATED ACCESSORIES



**FL-BR NC 12-15**  
p.n. 13360201

Flying bracket. Adjustable inclination.



**H-BR 2X NC12**  
p.n. 13360192

Pair of horizontal brackets.



**V-BR 2X NC12**  
p.n. 13360197

Pair of vertical brackets.



## SPECIFICATIONS

<b>C 5212-99</b>	<b>C 5212-96</b>	<b>C 5212-94</b>	<b>C 5212-66</b>	<b>C 5212-64</b>
p.n.13000308	p.n.13000306	p.n.13000304	p.n.13000307	p.n.13000305

### ACOUSTICAL

FREQ. RANGE (-10 dB):	54 Hz ÷ 20 kHz	54 Hz ÷ 20 kHz	54 Hz ÷ 20 kHz	54 Hz ÷ 20 kHz	54 Hz ÷ 20 kHz
HORIZ. COVERAGE ANGLE (-6 dB):	90°	90°	90°	60°	60°
VERTICAL COVERAGE ANGLE (-6 dB):	90°	60°	40°	60°	40°
DIRECTIVITY FACTOR Q:	13	13	13	16	16
SYSTEM SENSITIVITY:	99 dB	99 dB	99 dB	100 dB	100 dB
RATED MAXIMUM SPL:	132 dB	132 dB	132 dB	133 dB	133 dB
SYSTEM NOMINAL IMPEDANCE:	8 ohm	8 ohm	8 ohm	8 ohm	8 ohm
SYSTEM INPUT POWER RATING RMS:	500 W <sup>(2)</sup>	500 W <sup>(2)</sup>	500 W <sup>(2)</sup>	500 W <sup>(2)</sup>	500 W <sup>(2)</sup>
SYSTEM INPUT POWER RATING PEAK:	2000 W	2000 W	2000 W	2000 W	2000 W
RECOMMENDED AMPLIFIER:	1000 W <sup>(3)</sup>	1000 W <sup>(3)</sup>	1000 W <sup>(3)</sup>	1000 W <sup>(3)</sup>	1000 W <sup>(3)</sup>
HF PROTECTION	Dynamic	Dynamic	Dynamic	Dynamic	Dynamic
CROSSOVER:	1,2 kHz	1,2 kHz	1,2 kHz	1,2 kHz	1,2 kHz

### TRANSDUCERS

<b>LOW FREQUENCY:</b>	12" (304 mm) woofer   3" (76 mm) voice coil
NOMINAL IMPEDANCE:	8 ohm
INPUT POWER RATING:	400 W AES   800 W Peak
SENSITIVITY:	98 dB, 1W @ 1m
<b>HIGH FREQUENCY:</b>	1.4" (36 mm) driver   2.5" (64 mm) voice coil
NOMINAL IMPEDANCE:	8 ohm
INPUT POWER RATING:	100 W AES   200 W Peak
SENSITIVITY:	111 dB, 1W @ 1m

### PHYSICAL

ENCLOSURE:	15 mm birch plywood construction
RIGGING INSERTS:	14 x M10
COLOR:	Black
GRILLE:	Custom perforated steel grille, epoxy powder coated, covered with polyurethane
INPUT CONNECTORS:	Speakon® NL4
DIMENSIONS (H x W x D):	24.8" x 14.17" x 15.35"   630 x 360 x 390 mm
WEIGHT:	63.93 lbs   29 kg

1) Measured on axis in the far field with 1 watt (2.83V RMS, 8 ohm) input and referenced to 1 meter distance using the inverse square law. Listed sound pressure represents an average from 300 Hz to 3 kHz.

2) Using 20 Hz to 20 kHz, Pink Noise Spectrum, 2 hours, + 6 dB crest factor, with RMS voltage calculated on speaker minimum impedance.

3) Recommended Amplifier is a power capability value that should be taken as a guide.

# 5212

## C SERIES

### C 5212 SERIES

#### TWO-WAY PASSIVE SPEAKER

The cabinet is made of Baltic birch (heavy duty painted) and allow different installation options, as it is equipped with top and bottom 'Multiplates' for either wall or suspended mounting with chains. Installation points are available on its rear panel as well. The steel front grille is protected with a double layer polyurethane fabric. The front RCF logo is easily rotatable.



#### HIGH FREQUENCY

The hi-frequency transducer is a 1.4" RCF PRECISION compression driver with a 2.5" voice coil for smooth, wide dispersion.



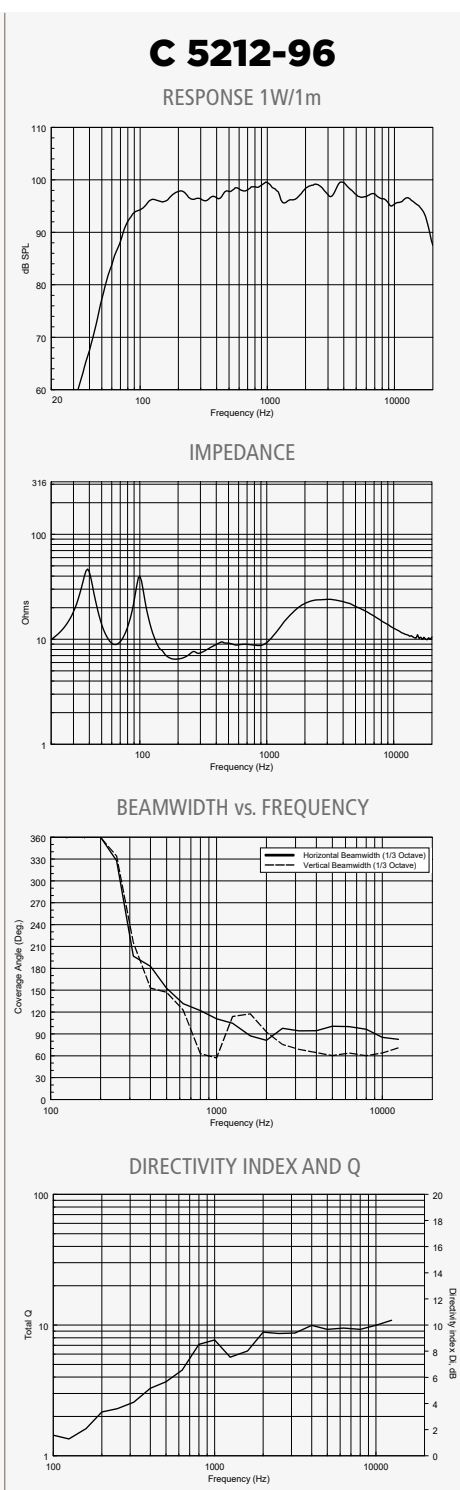
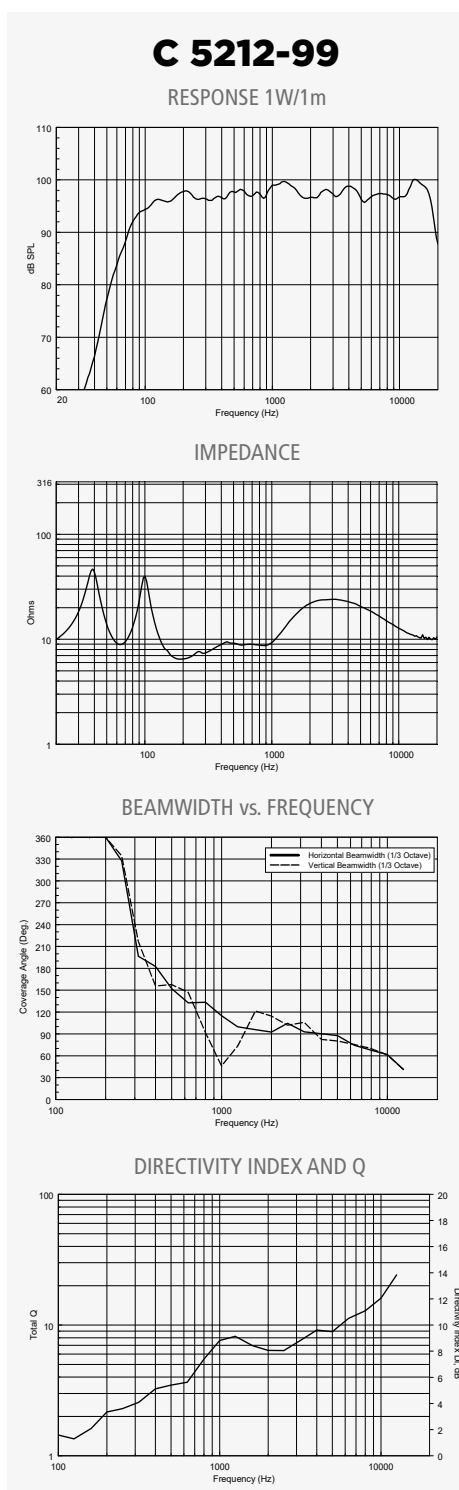
#### LOW FREQUENCY

The low-frequency transducer is an 12" RCF PRECISION woofer with a 3" voice coil.



#### CONNECTORS

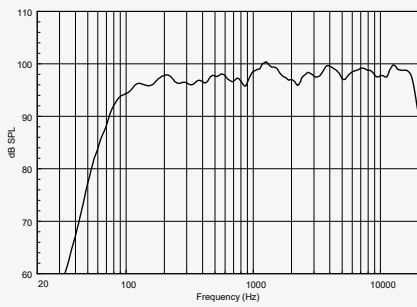
Connections are made through two Neutrik Speakon NL4 connectors (audio input and parallel link output).



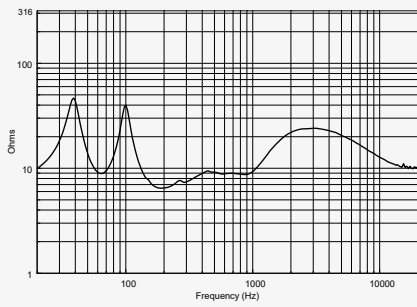


## C 5212-94

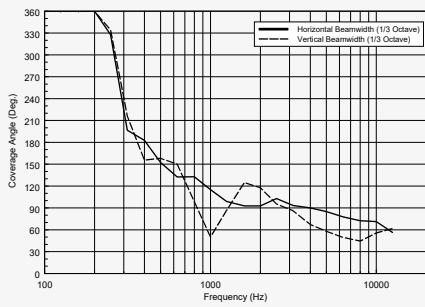
RESPONSE 1W/1m



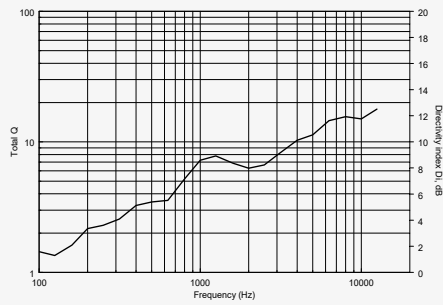
IMPEDANCE



BEAMWIDTH vs. FREQUENCY

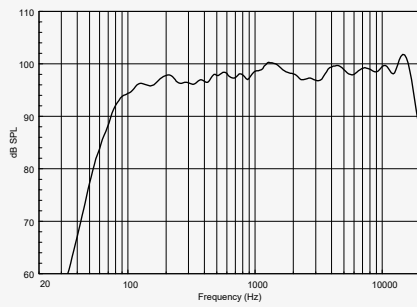


DIRECTIVITY INDEX AND Q

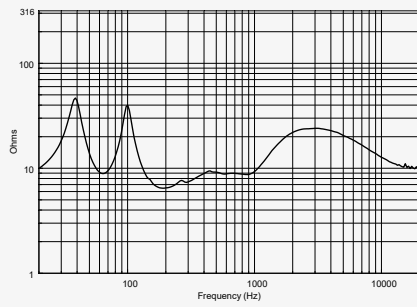


## C 5212-66

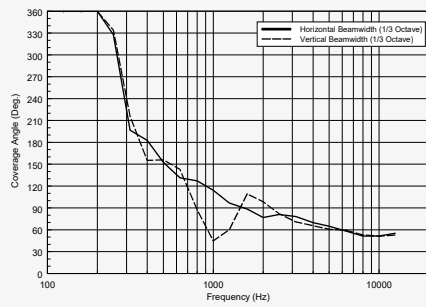
RESPONSE 1W/1m



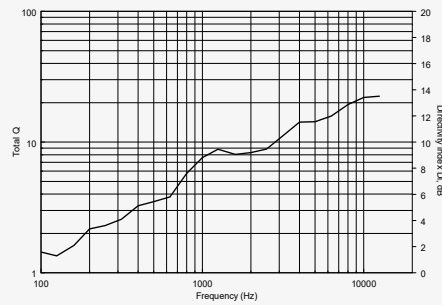
IMPEDANCE



BEAMWIDTH vs. FREQUENCY

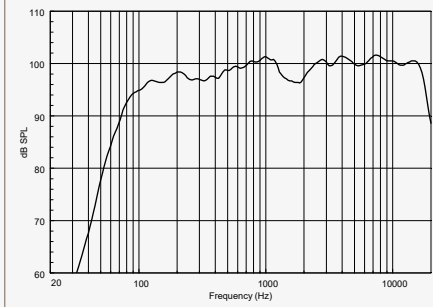


DIRECTIVITY INDEX AND Q

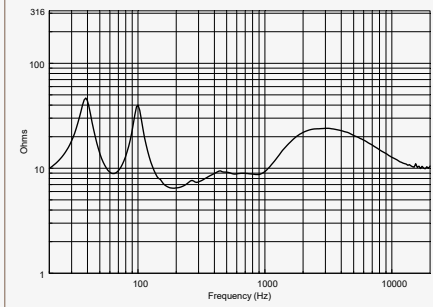


## C 5212-64

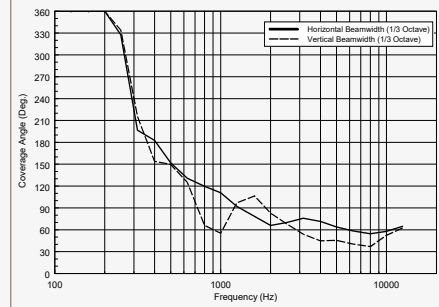
RESPONSE 1W/1m



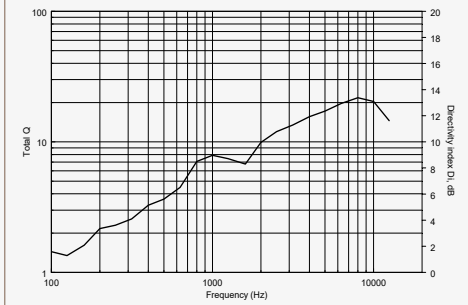
IMPEDANCE



BEAMWIDTH vs. FREQUENCY



DIRECTIVITY INDEX AND Q



# 3110

## C SERIES



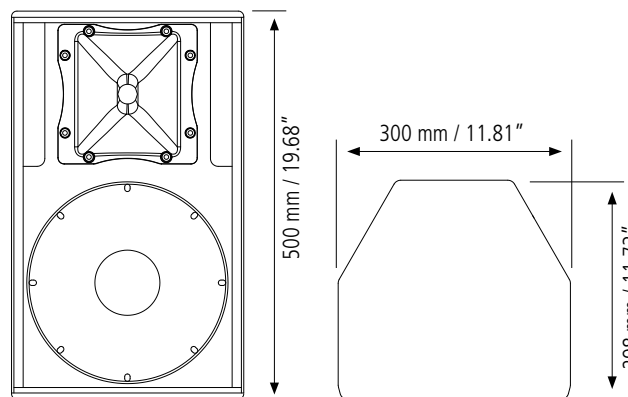
### C 3110 SERIES

#### TWO-WAY PASSIVE SPEAKER

The system includes a high-level crossover network that features markedly lower (than conventional) inductance values in series with the woofer. This innovation is named LICC ('Low Impedance Compensated Crossover': its benefits are delay reduction, reduced phase shift and superior transient response.

Dynamic high-frequency driver protection is accomplished with a new RCF exclusive - 'Active Mosfet Compression Driver Protection System' (AMCDP), chosen to complement the driver power curve.

- CMD (Constant Matching Design) constant directivity horn
- 1" compression driver with 1.5" diaphragm assembly
- 10" woofer with 2" voice coil
- Rotatable Horn System for horizontal cabinet mounting applications
- HF driver AMCDP (Active Mosfet Compression Driver Protection)
- LICC (Low Impedance Compensated Crossover) network
- 10 Suspension points
- 1 top pole mount, 1 bottom pole mount



#### CONNECTORS

Connections are made through two Neutrik Speakon NL4 connectors (audio input and parallel link output).

#### CABINET

The cabinet is made of Baltic birch (heavy duty painted) and allow different installation options, as it is equipped with top and bottom 'Multiplates' for either wall or suspended mounting with chains.

Installation points are available on its rear panel as well. The steel front grille is protected with a double layer polyurethane fabric.

The front RCF logo is easily rotatable.



## SPECIFICATIONS

### C 3110-126

p.n.13000284

### C 3110-96

p.n.13000283

#### ACOUSTICAL

FREQ. RANGE (-10 dB):	67 Hz ÷ 20 kHz	67 Hz ÷ 20 kHz
HORIZ. COVERAGE ANGLE (-6 dB):	120°	90°
VERTICAL COVERAGE ANGLE (-6 dB):	60°	60°
DIRECTIVITY FACTOR Q:	9	11
SYSTEM SENSITIVITY:	96.5 dB	97 dB
RATED MAXIMUM SPL:	127.5 dB	128 dB
SYSTEM NOMINAL IMPEDANCE:	8 ohm	8 ohm
SYSTEM INPUT POWER RATING RMS:	300 W <sup>(2)</sup>	300 W <sup>(2)</sup>
SYSTEM INPUT POWER RATING PEAK:	1200 W	1200 W
RECOMMENDED AMPLIFIER:	600 W <sup>(3)</sup>	600 W <sup>(3)</sup>
HF PROTECTION:	Dynamic	Dynamic
CROSSOVER:	2.2 kHz	2.2 kHz

#### TRANSDUCERS

<b>LOW FREQUENCY:</b>	10" (254 mm) woofer with 2" (50 mm) coil	10" (254 mm) woofer with 2" (50 mm) coil
NOMINAL IMPEDANCE:	8 ohm	8 ohm
INPUT POWER RATING:	250 W AES; 500 W Peak	250 W AES; 500 W Peak
SENSITIVITY:	96 dB, 1W @ 1m	96 dB, 1W @ 1m
<b>HIGH FREQUENCY:</b>	1" (25mm) throat, 1.5" (35,5mm) coil diaphragm assembly	1" (25mm) throat, 1.5" (35,5mm) coil diaphragm assembly
NOMINAL IMPEDANCE:	8 ohm	8 ohm
INPUT POWER RATING:	25 W AES; 50 W Peak	25 W AES; 50 W Peak
SENSITIVITY:	106 dB, 1W @ 1m	106 dB, 1W @ 1m

#### PHYSICAL

ENCLOSURE:	15 mm birch plywood construction	15 mm birch plywood construction
RIGGING INSERTS:	8 x M8 (rear), 2 x M10 (side)	8 x M8 (rear), 2 x M10 (side)
COLOR:	Black	Black
GRILLE:	Custom perforated steel grille, epoxy powder coated, covered with polyurethane perforated cloth	Custom perforated steel grille, epoxy powder coated, covered with polyurethane perforated cloth
INPUT CONNECTORS:	Speakon® NL4	Speakon® NL4
DIMENSIONS (H x W x D):	19.68" x 11.81" x 11.73"   500 x 300 x 298 mm	19.68" x 11.81" x 11.73"   500 x 300 x 298 mm
WEIGHT:	34.83 lbs   15.8 kg	34.83 lbs   15.8 kg

1) Measured on axis in the far field with 1 watt (2.83V RMS, 8 ohm) input and referenced to 1 meter distance using the inverse square law. Listed sound pressure represents an average from 300 Hz to 3 kHz.

2) Using 20 Hz to 20 kHz, Pink Noise Spectrum, 2 hours, + 6 dB crest factor, with RMS voltage calculated on speaker minimum impedance.

3) Recommended Amplifier is a power capability value that should be taken as a guide.

# 3110

## C SERIES



### C 3110 SERIES

#### TWO-WAY PASSIVE SPEAKER

C 3110s are full range extremely versatile wide-dispersion, low profile, two-way loudspeaker systems for near field applications. Their compact size makes them ideal for low visibility side wall mounting. The high-frequency section is a constant directivity horn loaded to a 1" compression driver with a 1.5" diaphragm assembly for smooth, wide dispersion. The low-frequency transducer is a 10" woofer with a 2" voice coil.

RCF exclusive 'Constant Matching Design' technology helps guarantee an optimal transition between the high frequency horn polar pattern and the low frequency woofer directivity. The horn can be rotated, allowing to install the loudspeaker either vertically or horizontally.



#### HIGH FREQUENCY

The hi-frequency transducer is a 1" RCF PRECISION compression driver with a 1.5" voice coil for smooth, wide dispersion.



#### LOW FREQUENCY

The low-frequency transducer is an 10" RCF PRECISION woofer with a 2" voice coil.

#### RELATED ACCESSORIES



**CL-BR NC**  
p.n. 13360217

Pipe clamp accessory. Adjustable inclination.



**FL-BR NC 06-08-10**  
p.n. 13360200

Flying bracket. Adjustable inclination



**SWM-BR NC**  
p.n. 13360199

Wall mount swivel bracket.



**H-BR 2X NC10**  
p.n. 13360191

Pair of horizontal brackets. Adjustable inclination.



**V-BR 2X NC10**  
p.n. 13360196

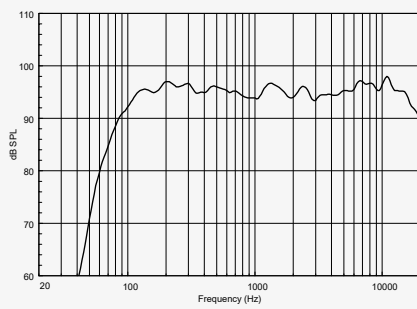
Pair of vertical brackets. Adjustable inclination.



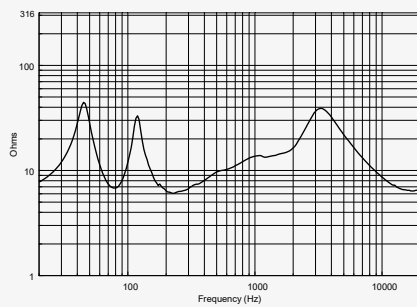


## C 3110-126

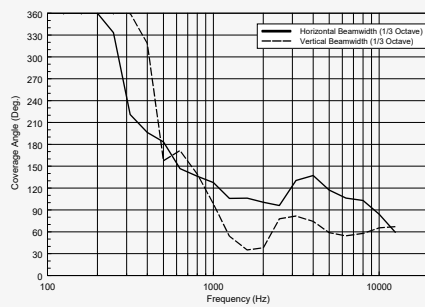
RESPONSE 1W/1m



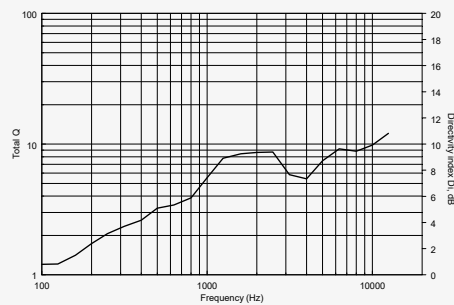
IMPEDANCE



BEAMWIDTH vs. FREQUENCY

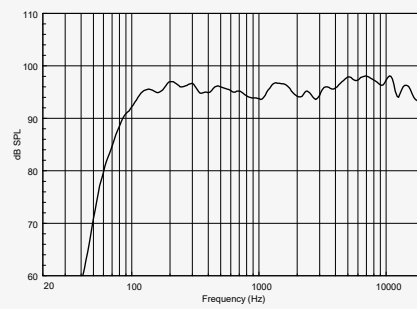


DIRECTIVITY INDEX AND Q

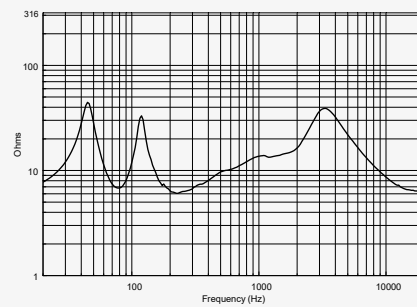


## C 3110-96

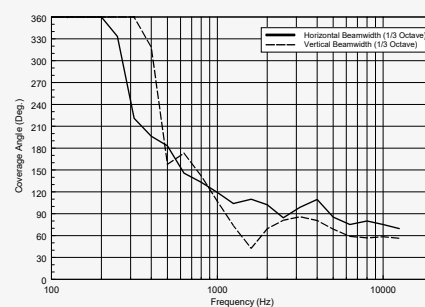
RESPONSE 1W/1m



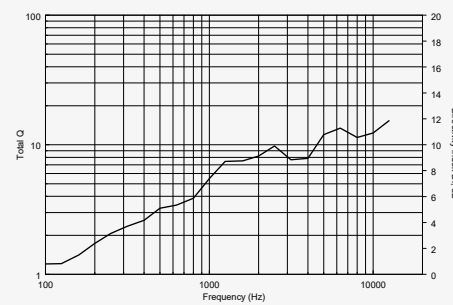
IMPEDANCE



BEAMWIDTH vs. FREQUENCY



DIRECTIVITY INDEX AND Q



1) Measured on axis in the far field with 1 watt (2.83V RMS, 8 ohm) input and referenced to 1 meter distance using the inverse square law. Listed sound pressure represents an average from 300 Hz to 3 kHz.  
 2) Using 20 Hz to 20 kHz, Pink Noise Spectrum, 2 hours, + 6 dB crest factor, with RMS voltage calculated on speaker minimum impedance.  
 3) Recommended Amplifier is a power capability value that should be taken as a guide.

# 3108

## C SERIES



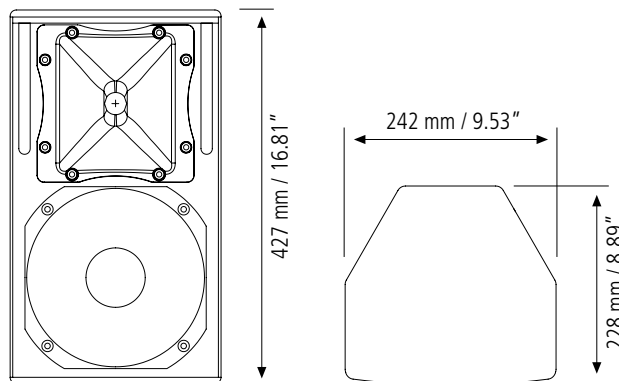
### C 3108 SERIES

#### TWO-WAY PASSIVE SPEAKER

The system includes a high-level crossover network that features markedly lower (than conventional) inductance values in series with the woofer. This innovation is named LICC ('Low Impedance Compensated Crossover': its benefits are delay reduction, reduced phase shift and superior transient response.

Dynamic high-frequency driver protection is accomplished with a new RCF exclusive - 'Active Mosfet Compression Driver Protection System' (AMCDP), chosen to complement the driver power curve.

- CMD (Constant Matching Design) constant directivity horn
- 1" compression driver with 1.5" diaphragm assembly
- 8" woofer with 2" voice coil
- Rotatable Horn System for horizontal cabinet mounting applications
- HF driver AMCDP (Active Mosfet Compression Driver Protection)
- LICC (Low Impedance Compensated Crossover) network
- 8 Suspension points
- Omnimount™ 75 Plate fixing positions on rear of cabinet
- 35 mm standard internal pole mount



#### CONNECTORS

Connections are made through two Neutrik Speakon NL4 connectors (audio input and parallel link output).

#### CABINET

The cabinet is made of Baltic birch (heavy duty painted) and allow different installation options, as it is equipped with top and bottom 'Multiplates' for either wall or suspended mounting with chains. Installation points are available on its rear panel as well. The steel front grille is protected with a double layer polyurethane fabric. The front RCF logo is easily rotatable.



## SPECIFICATIONS

### C 3108-126

p.n.13000282

### C 3108-96

p.n.13000281

#### ACOUSTICAL

FREQ. RANGE (-10 dB):	70 Hz ÷ 20 kHz	70 Hz ÷ 20 kHz
HORIZ. COVERAGE ANGLE (-6 dB):	120°	90°
VERTICAL COVERAGE ANGLE (-6 dB):	60°	60°
DIRECTIVITY FACTOR Q:	9	11
SYSTEM SENSITIVITY:	94,5 dB	95 dB
RATED MAXIMUM SPL:	125,5 dB	126 dB
SYSTEM NOMINAL IMPEDANCE:	8 ohm	8 ohm
SYSTEM INPUT POWER RATING RMS:	300 W <sup>(2)</sup>	300 W <sup>(2)</sup>
SYSTEM INPUT POWER RATING PEAK:	1200 W	1200 W
RECOMMENDED AMPLIFIER:	600 W <sup>(3)</sup>	600 W <sup>(3)</sup>
HF PROTECTION:	Dynamic	Dynamic
CROSSOVER:	2 kHz	2 kHz

#### TRANSDUCERS

<b>LOW FREQUENCY:</b>	8" (203 mm) woofer with 2" (50 mm) coil	8" (203 mm) woofer with 2" (50 mm) coil
NOMINAL IMPEDANCE:	8 ohm	8 ohm
INPUT POWER RATING:	200 W AES; 400 W Peak	200 W AES; 400 W Peak
SENSITIVITY:	94 dB, 1W @ 1m	94 dB, 1W @ 1m
<b>HIGH FREQUENCY:</b>	1" (25mm) throat, 1.5" (35,5mm) coil diaphragm assembly	1" (25mm) throat, 1.5" (35,5mm) coil diaphragm assembly
NOMINAL IMPEDANCE:	8 ohm	8 ohm
INPUT POWER RATING:	25 W AES; 50 W Peak	25 W AES; 50 W Peak
SENSITIVITY:	106 dB, 1W @ 1m	106 dB, 1W @ 1m

#### PHYSICAL

ENCLOSURE:	12 mm birch plywood construction	12 mm birch plywood construction
RIGGING INSERTS:	6 x M8 (rear), 2 x M10 (side)	6 x M8 (rear), 2 x M10 (side)
COLOR:	Black	Black
GRILLE:	Custom perforated steel grille, epoxy powder coated, covered with polyurethane perforated cloth	Custom perforated steel grille, epoxy powder coated, covered with polyurethane perforated cloth
INPUT CONNECTORS:	Speakon® NL4	Speakon® NL4
DIMENSIONS (H x W x D):	16.81" x 9.52" x 10.35"   427 x 242 x 263 mm	16.81" x 9.52" x 10.35"   427 x 242 x 263 mm
WEIGHT:	26.46 lbs   12 kg	29,9 lbs   12,2 kg

1) Measured on axis in the far field with 1 watt (2.83V RMS, 8 ohm) input and referenced to 1 meter distance using the inverse square law. Listed sound pressure represents an average from 300 Hz to 3 kHz.

2) Using 20 Hz to 20 kHz, Pink Noise Spectrum, 2 hours, + 6 dB crest factor, with RMS voltage calculated on speaker minimum impedance.

3) Recommended Amplifier is a power capability value that should be taken as a guide.

# 3108

## C SERIES



### C 3108 SERIES

#### TWO-WAY PASSIVE SPEAKER

C 3108s are full range extremely versatile wide-dispersion, low-profile, two-way loudspeaker systems offering substantial power and efficiency for a variety of professional applications including permanent installations, main reinforcement in small spaces, plus portable systems and supplementary fill for larger systems. Their compact size makes them ideal for low visibility side wall or under balcony mounting.

RCF exclusive 'Constant Matching Design' technology helps guarantee an optimal transition between the high frequency horn polar pattern and the low frequency woofer directivity. The horn can be rotated, allowing to install the loudspeaker either vertically or horizontally.



#### HIGH FREQUENCY

The hi-frequency transducer is a 1" RCF PRECISION compression driver with a 1.5" voice coil for smooth, wide dispersion.



#### LOW FREQUENCY

The low-frequency transducer is an 8" RCF PRECISION woofer with a 2" voice coil.

#### RELATED ACCESSORIES



#### CL-BR NC

p.n. 13360217

Pipe clamp accessory. Adjustable inclination.



#### FL-BR NC 06-08-10

p.n. 13360200

Flying bracket. Adjustable inclination



#### SWM-BR NC

p.n. 13360199

Wall mount swivel bracket.



#### H-BR 2X NC08

p.n. 13360190

Pair of horizontal brackets. Adjustable inclination.



#### V-BR 2X NC08

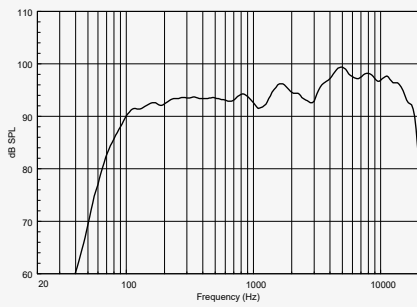
p.n. 13360195

Pair of vertical brackets. Adjustable inclination.

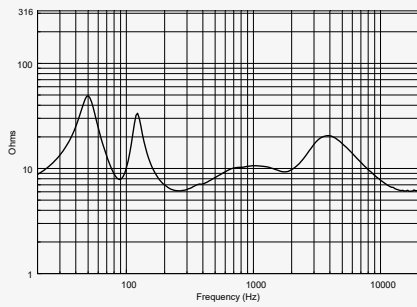


## C 3108-126

RESPONSE 1W/1m



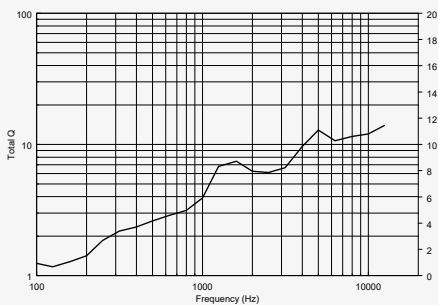
IMPEDANCE



BEAMWIDTH vs. FREQUENCY

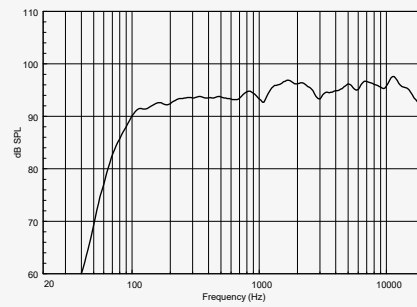


DIRECTIVITY INDEX AND Q

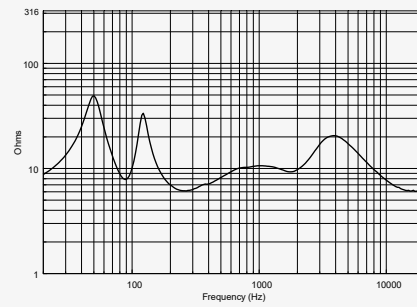


## C 3108-96

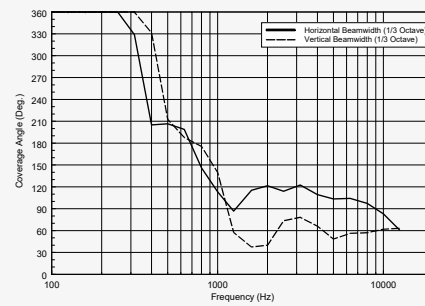
RESPONSE 1W/1m



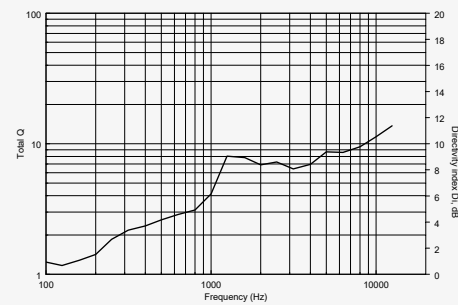
IMPEDANCE



BEAMWIDTH vs. FREQUENCY



DIRECTIVITY INDEX AND Q



1) Measured on axis in the far field with 1 watt (2.83V RMS, 8 ohm) input and referenced to 1 meter distance using the inverse square law. Listed sound pressure represents an average from 300 Hz to 3 kHz.  
 2) Using 20 Hz to 20 kHz, Pink Noise Spectrum, 2 hours, + 6 dB crest factor, with RMS voltage calculated on speaker minimum impedance.  
 3) Recommended Amplifier is a power capability value that should be taken as a guide.

# 12 M SERIES

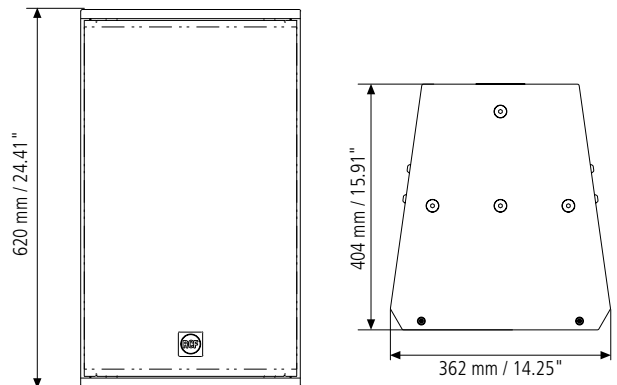
## COMPACT M 12

### TWO-WAY PASSIVE SPEAKER

COMPACT M 12 is a multipurpose two-way full-range speaker system, suitable for a wide range of applications. Its balanced sound is a big asset in near-field applications for the best intelligibility. The M 12 features high sensitivity, typical of professional audio cabinets thanks to the use of oversized magnets and a HI-FI sound quality, with smooth and wide frequency response, thanks to the wave-guided compression driver. The SPL level of low-distortion audio the M 12 can provide goes far beyond expectations of such a compact solution. The elegant and compact design with accurate finishing makes M 12 suitable for almost any environment, even with architectural constraints. Optional mounting accessories allow using M 12 on wall or ceiling installations.



- 300W AES power handling
- 129 dB max SPL
- 55 ÷ 20000 Hz frequency range
- 90° x 70° constant directivity coverage angle
- 1 x 12" high power woofer
- 1 x 1.4" voice coil compression driver
- High quality plywood cabinet
- Steel front grille with clothing
- Installation points available on rear, side, top and bottom panels
- 4 pole EUROBLOCK connector (audio input and parallel link output)



#### RELATED ACCESSORIES



#### PNL IN-OUT SPEAKON COMPACT M

p.n. 12399062

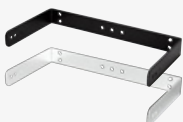
The EUROBLOCK connection panel can be replaced with female Neutrik SpeakON connection panel in seconds, thanks to the single connector on the back.



#### SWM-BR NC

p.n. 13360199

Wall mount swivel bracket.



#### H-BR 2X COMPACT M 12

p.n. 13360445

#### H-BR 2X COMPACT M 12 W

p.n. 13360464

Pair of horizontal brackets for COMPACT M 12 speakers wall mounting.



#### V-BR 2X COMPACT M 12

p.n. 13360448

#### V-BR 2X COMPACT M 12 W

p.n. 13360467

Pair of vertical brackets for COMPACT M 12 speakers wall mounting.



## SPECIFICATIONS

### COMPACT M 12

p.n. 13000724 (White) - p.n. 13000596 (Black)

#### ACOUSTICAL

FREQ. RANGE (-10 dB):	55 Hz ÷ 20 kHz
HORIZ. COVERAGE ANGLE (-6 dB):	90°
VERTICAL COVERAGE ANGLE (-6 dB):	70°
DIRECTIVITY FACTOR Q:	9
SYSTEM SENSITIVITY:	98 dB, 1W @ 1m <sup>(1)</sup>
RATED MAXIMUM SPL:	129 dB, @ 1m
SYSTEM NOMINAL IMPEDANCE:	8 ohm
SYSTEM INPUT POWER RATING RMS:	300 W <sup>(2)</sup>
SYSTEM INPUT POWER RATING PEAK:	1200 W
RECOMMENDED AMPLIFIER:	600 W <sup>(3)</sup>
HF PROTECTION:	Dynamic
CROSSOVER:	1.8 kHz

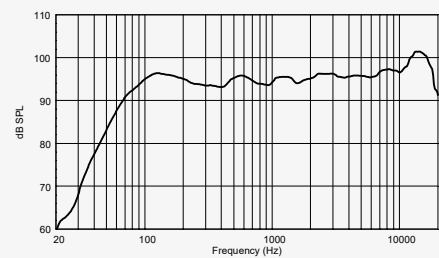
#### TRANSDUCERS

<b>LOW FREQUENCY:</b>	12" (304 mm) woofer with 2.5" (63.5 mm) voice coil
NOMINAL IMPEDANCE:	8 ohm
INPUT POWER RATING:	300 W AES, 600 W PEAK
SENSITIVITY:	98 dB, 1W @ 1m
<b>HIGH FREQUENCY:</b>	1" (25 mm) throat, 1.4" (35 mm) voice coil
NOMINAL IMPEDANCE:	8 ohm
INPUT POWER RATING:	25 W AES, 50 W PEAK
SENSITIVITY:	107 dB, 1W @ 1m

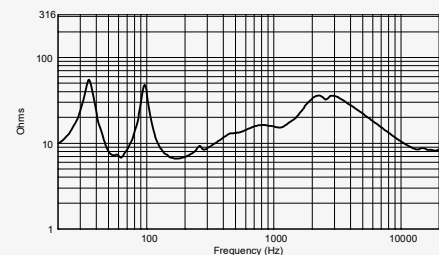
#### PHYSICAL

ENCLOSURE:	Trapezoidal (angle: 8°), made of MDF (12 mm)
RIGGING INSERTS:	8 x M8, 8 x M10
COLOR:	Black - RAL 9005
GRILLE:	Steel with clothing
INPUT CONNECTORS:	4-pin EUROBLOCK
DIMENSIONS (H x W x D):	24.41" x 14.25" x 15.91"   620 x 362 x 404 mm
WEIGHT:	48.5 lbs   22 kg

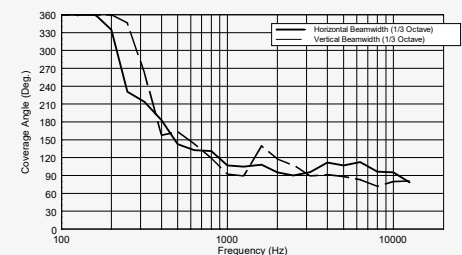
RESPONSE 1W/1m



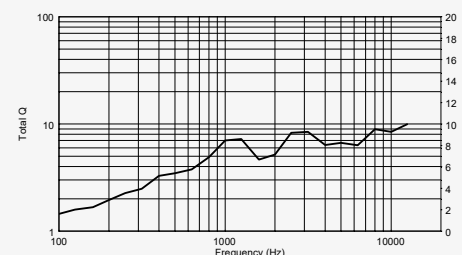
IMPEDANCE



BEAMWIDTH vs. FREQUENCY



DIRECTIVITY INDEX AND Q



1) Measured on axis in the far field with 1 watt (2.83V RMS, 8 ohm) input and referenced to 1 meter distance using the inverse square law. Listed sound pressure represents an average from 300 Hz to 3 kHz.  
 2) Using 20 Hz to 20 kHz, Pink Noise Spectrum, 2 hours, + 6 dB crest factor, with RMS voltage calculated on speaker minimum impedance.  
 3) Recommended Amplifier is a power capability value that should be taken as a guide.

# 10 M SERIES

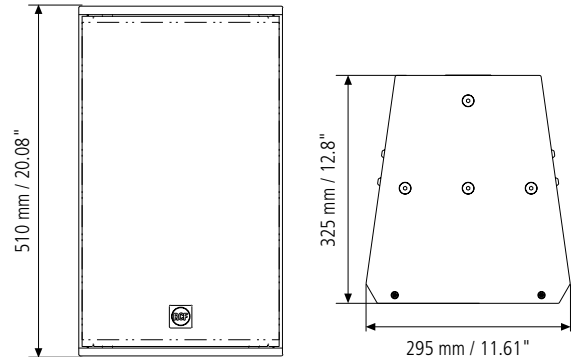
## COMPACT M 10

### TWO-WAY PASSIVE SPEAKER

COMPACT M 10 is a multipurpose two-way full-range speaker system, suitable for a wide range of applications. Its balanced sound is a big asset in near-field applications for the best intelligibility. The M 10 features high sensitivity, typical of professional audio cabinets thanks to the use of oversized magnets and a HI-FI sound quality, with smooth and wide frequency response, thanks to the wave-guided compression driver. The SPL level of low-distortion audio the M 10 can provide goes far beyond expectations of such a compact solution. The elegant and compact design with accurate finishing makes M 10 suitable for almost any environment, even with architectural constraints. Optional mounting accessories allow using M 10 on wall or ceiling installations.



- 300W AES power handling
- 128 dB max SPL
- 60 ÷ 20000 Hz frequency range
- 90° x 70° constant directivity coverage angle
- 1 x 10" high power woofer
- 1 x 1.4" voice coil compression driver
- High quality plywood cabinet
- Steel front grille with clothing
- Installation points available on rear, side, top and bottom panels
- 4 pole EUROBLOCK connector (audio input and parallel link output)



#### RELATED ACCESSORIES



#### PNL IN-OUT SPEAKON COMPACT M

p.n. 12399062

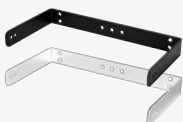
The EUROBLOCK connection panel can be replaced with female Neutrik SpeakON connection panel in seconds, thanks to the single connector on the back.



#### SWM-BR NC

p.n. 13360199

Wall mount swivel bracket.



#### H-BR 2X COMPACT M 10

p.n. 13360444

#### H-BR 2X COMPACT M 10 W

p.n. 13360463

Pair of horizontal brackets for COMPACT M 10 speakers wall mounting.



#### V-BR 2X COMPACT M 10

p.n. 13360447

#### V-BR 2X COMPACT M 10 W

p.n. 13360466

Pair of vertical brackets for COMPACT M 10 speakers wall mounting.





## SPECIFICATIONS

### COMPACT M 10

p.n. 13000723 (White) - p.n. 13000595 (Black)

#### ACOUSTICAL

FREQ. RANGE (-10 dB):	60 Hz ÷ 20 kHz
HORIZ. COVERAGE ANGLE (-6 dB):	90°
VERTICAL COVERAGE ANGLE (-6 dB):	70°
DIRECTIVITY FACTOR Q:	9
SYSTEM SENSITIVITY:	98 dB, 1W @ 1m <sup>(1)</sup>
RATED MAXIMUM SPL:	128 dB, @ 1m
SYSTEM NOMINAL IMPEDANCE:	8 ohm
SYSTEM INPUT POWER RATING RMS:	300 W <sup>(2)</sup>
SYSTEM INPUT POWER RATING PEAK:	1200 W
RECOMMENDED AMPLIFIER:	600 W <sup>(3)</sup>
HF PROTECTION:	Dynamic
CROSSOVER:	1.8 kHz

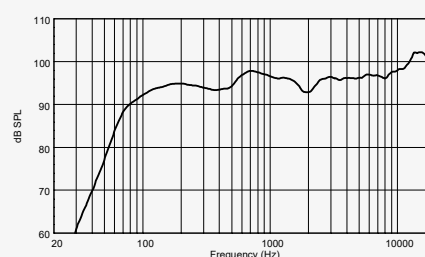
#### TRANSDUCERS

<b>LOW FREQUENCY:</b>	10" (254 mm) woofer with 2.5" (63,5 mm) voice coil
NOMINAL IMPEDANCE:	8 ohm
INPUT POWER RATING:	300 W AES, 600 W PEAK
SENSITIVITY:	98 dB, 1W @ 1m
<b>HIGH FREQUENCY:</b>	1" (25 mm) throat, 1.4" (35 mm) voice coil
NOMINAL IMPEDANCE:	8 ohm
INPUT POWER RATING:	25 W AES, 50 W PEAK
SENSITIVITY:	107 dB, 1W @ 1m

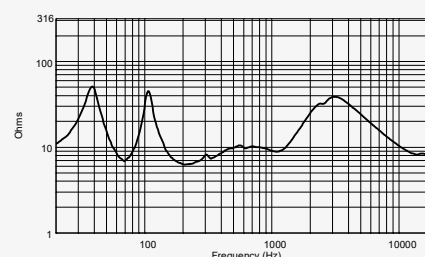
#### PHYSICAL

ENCLOSURE:	Trapezoidal (angle: 8°), made of MDF (12 mm)
RIGGING INSERTS:	8 x M8, 8 x M10
COLOR:	Black - RAL 9005
GRILLE:	Steel with clothing
INPUT CONNECTORS:	4-pin EUROBLOCK
DIMENSIONS (H x W x D):	20.08" x 11.61" x 12.8"   510 x 295 x 325 mm
WEIGHT:	37.48 lbs   17 kg

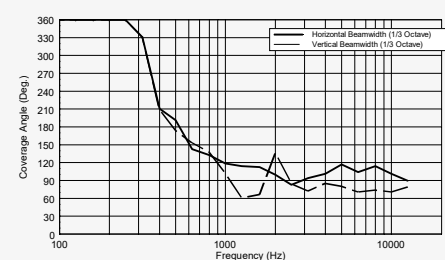
RESPONSE 1W/1m



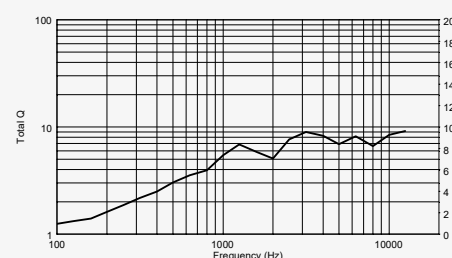
IMPEDANCE



BEAMWIDTH vs. FREQUENCY



DIRECTIVITY INDEX AND Q



1) Measured on axis in the far field with 1 watt (2.83V RMS, 8 ohm) input and referenced to 1 meter distance using the inverse square law. Listed sound pressure represents an average from 300 Hz to 3 kHz.

2) Using 20 Hz to 20 kHz, Pink Noise Spectrum, 2 hours, + 6 dB crest factor, with RMS voltage calculated on speaker minimum impedance.

3) Recommended Amplifier is a power capability value that should be taken as a guide.

# M SERIES

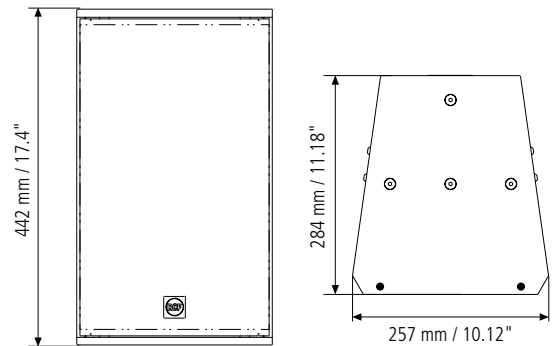
## COMPACT M 08

### TWO-WAY PASSIVE SPEAKER

COMPACT M 08 is a multipurpose two-way full-range speaker system, suitable for a wide range of applications. Its balanced sound is a big asset in near-field applications for the best intelligibility. The M 08 features high sensitivity, typical of professional audio cabinets thanks to the use of oversized magnets and a HI-FI sound quality, with smooth and wide frequency response, thanks to the wave-guided compression driver. The SPL level of low-distortion audio the M 08 can provide goes far beyond expectations of such a compact solution. The elegant and compact design with accurate finishing makes M 08 suitable for almost any environment, even with architectural constraints. Optional mounting accessories allow using M 08 on wall or ceiling installations.



- 180W AES power handling
- 124 dB max SPL
- 60 ÷ 20000 Hz frequency range
- 90° x 70° constant directivity coverage angle
- 1 x 8" high power woofer
- 1 x 1.4" voice coil compression driver
- High quality plywood cabinet
- Steel front grille with clothing
- Installation points available on rear, side, top and bottom panels
- 4 pole EUROBLOCK connector (audio input and parallel link output)



#### RELATED ACCESSORIES



#### PNL IN-OUT SPEAKON COMPACT M

p.n. 12399062

The EUROBLOCK connection panel can be replaced with female Neutrik SpeakON connection panel in seconds, thanks to the single connector on the back.



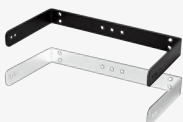
#### SWM-BR COMPACT M

p.n. 13360449

#### SWM-BR COMPACT M W

p.n. 13360468

Wall mount bracket.



#### H-BR 2X COMPACT M 08

p.n. 13360443

#### H-BR 2X COMPACT M 08 W

p.n. 13360462

Pair of horizontal brackets for COMPACT M 08 speakers wall mounting.



#### V-BR 2X COMPACT M 08

p.n. 13360446

#### V-BR 2X COMPACT M 08 W

p.n. 13360465

Pair of vertical brackets for COMPACT M 08 speakers wall mounting.



## SPECIFICATIONS

### COMPACT M 08

p.n. 13000722 (White) - p.n. 13000594 (Black)

#### ACOUSTICAL

FREQ. RANGE (-10 dB):	60 Hz ÷ 20 kHz
HORIZ. COVERAGE ANGLE (-6 dB):	90°
VERTICAL COVERAGE ANGLE (-6 dB):	70°
DIRECTIVITY FACTOR Q:	9
SYSTEM SENSITIVITY:	95 dB, 1W @ 1m <sup>(1)</sup>
RATED MAXIMUM SPL:	124 dB, @ 1m
SYSTEM NOMINAL IMPEDANCE:	8 ohm
SYSTEM INPUT POWER RATING RMS:	200 W <sup>(2)</sup>
SYSTEM INPUT POWER RATING PEAK:	800 W
RECOMMENDED AMPLIFIER:	400 W <sup>(3)</sup>
HF PROTECTION:	Dynamic
CROSSOVER:	1.8 kHz

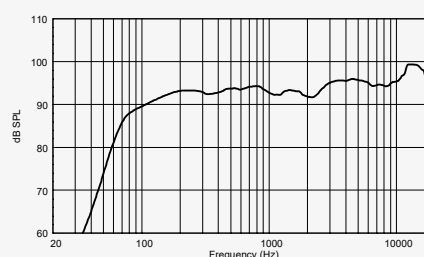
#### TRANSDUCERS

<b>LOW FREQUENCY:</b>	8" (203 mm) woofer with 1.7" (43.2 mm) voice coil
NOMINAL IMPEDANCE:	8 ohm
INPUT POWER RATING:	200 W AES, 400 W PEAK
SENSITIVITY:	94 dB, 1W @ 1m
<b>HIGH FREQUENCY:</b>	1" (25 mm) throat, 1.4" (35.5 mm) voice coil
NOMINAL IMPEDANCE:	8 ohm
INPUT POWER RATING:	25 W AES, 50 W PEAK
SENSITIVITY:	107 dB, 1W @ 1m

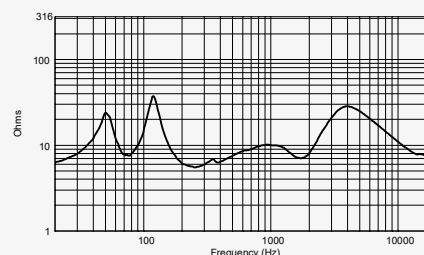
#### PHYSICAL

ENCLOSURE:	Trapezoidal (angle: 8°), made of MDF (12 mm)
RIGGING INSERTS:	6 x M6, 4 x M8, 2 x M10
COLOR:	Black - RAL 9005
GRILLE:	Steel with clothing
INPUT CONNECTORS:	4-pin EUROBLOCK
DIMENSIONS (H x W x D):	17.4" x 10.12" x 11.18"   442 x 257 x 284 mm
WEIGHT:	29.76 lbs   13.5 kg

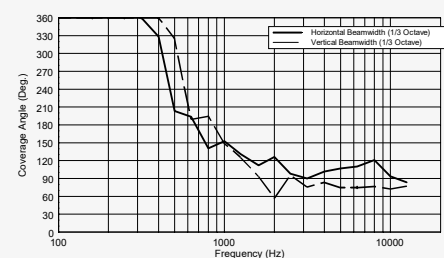
RESPONSE 1W/1m



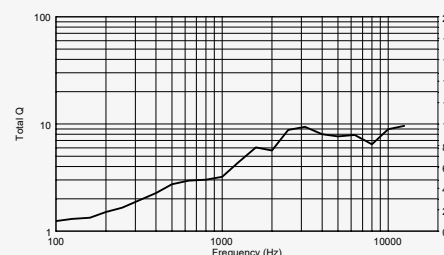
IMPEDANCE



BEAMWIDTH vs. FREQUENCY



DIRECTIVITY INDEX AND Q



1) Measured on axis in the far field with 1 watt (2.83V RMS, 8 ohm) input and referenced to 1 meter distance using the inverse square law. Listed sound pressure represents an average from 300 Hz to 3 kHz.

2) Using 20 Hz to 20 kHz, Pink Noise Spectrum, 2 hours, + 6 dB crest factor, with RMS voltage calculated on speaker minimum impedance.

3) Recommended Amplifier is a power capability value that should be taken as a guide.

# M 06

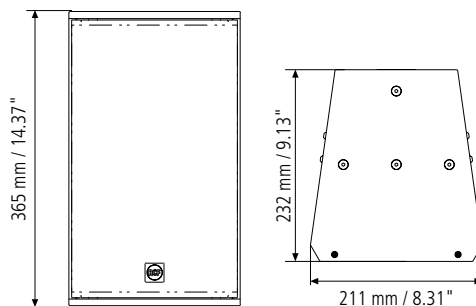
## M SERIES

### COMPACT M 06

#### TWO-WAY PASSIVE SPEAKER

COMPACT M 06 is a multipurpose two-way full-range speaker system, suitable for a wide range of applications. Its balanced sound is a big asset in near-field applications for the best intelligibility. The M 06 features high sensitivity, typical of professional audio cabinets thanks to the use of oversized magnets and a HI-FI sound quality, with smooth and wide frequency response, thanks to the wave-guided neodymium dome tweeter. The SPL level of low-distortion audio the M 06 can provide goes far beyond expectations of such a compact solution. The elegant and compact design with accurate finishing makes M 06 suitable for almost any environment, even with architectural constraints. Optional mounting accessories allow using M 06 on wall or ceiling installations

- 100W AES power handling
- 116 dB max SPL
- 60 ÷ 20000 Hz frequency range
- 120° x 80° constant directivity coverage angle
- 1 x 6" high power woofer
- 1 x 1" voice coil neodymium dome tweeter
- High quality plywood cabinet
- Steel front grille with clothing
- Installation points available on rear, top and bottom panels
- 4 pole EUROBLOCK connector (audio input and parallel link output)



#### RELATED ACCESSORIES



##### PNL IN-OUT SPEAKON COMPACT M

p.n. 12399062

The EUROBLOCK connection panel can be replaced with female Neutrik SpeakON connection panel in seconds, thanks to the single connector on the back.



##### SWM-BR COMPACT M

p.n. 13360449

##### SWM-BR COMPACT M W

p.n. 13360468

Wall mount bracket.



##### H-BR 2X COMPACT M 06

p.n. 13360461

##### H-BR 2X COMPACT M 06 W

p.n. 13360470

Pair of horizontal brackets for COMPACT M 06 speakers wall mounting.



## SPECIFICATIONS

### COMPACT M 06

p.n. 13000721 (White) - p.n. 13000582 (Black)

#### ACOUSTICAL

FREQ. RANGE (-10 dB):	60 Hz ÷ 20 kHz
HORIZ. COVERAGE ANGLE (-6 dB):	120°
VERTICAL COVERAGE ANGLE (-6 dB):	80°
DIRECTIVITY FACTOR Q:	7
SYSTEM SENSITIVITY:	90 dB, 1W @ 1m <sup>(1)</sup>
RATED MAXIMUM SPL:	116 dB, @ 1m
SYSTEM NOMINAL IMPEDANCE:	8 ohm
SYSTEM INPUT POWER RATING RMS:	100 W <sup>(2)</sup>
SYSTEM INPUT POWER RATING PEAK:	400 W
RECOMMENDED AMPLIFIER:	200 W <sup>(3)</sup>
HF PROTECTION:	Dynamic
CROSSOVER:	2.2 kHz

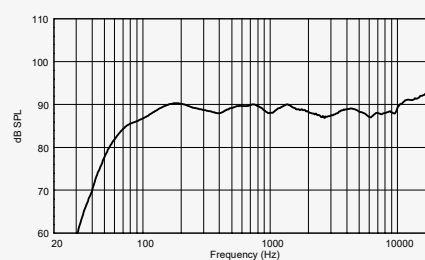
#### TRANSDUCERS

<b>LOW FREQUENCY:</b>	6" (152 mm) woofer with 1.5" (38 mm) voice coil
NOMINAL IMPEDANCE:	8 ohm
INPUT POWER RATING:	100 W AES, 200 W PEAK
SENSITIVITY:	90 dB, 1W @ 1m
<b>HIGH FREQUENCY:</b>	1.3" (33 mm) throat, 1" (25 mm) voice coil
NOMINAL IMPEDANCE:	8 ohm
INPUT POWER RATING:	15 W AES, 30 W PEAK
SENSITIVITY:	92 dB, 1W @ 1m

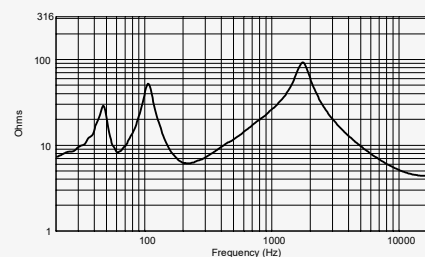
#### PHYSICAL

ENCLOSURE:	Trapezoidal (angle: 8°), made of MDF (12 mm)
RIGGING INSERTS:	4 x M6, 2 x M8
COLOR:	Black - RAL 9005
GRILLE:	Steel with clothing
INPUT CONNECTORS:	4-pin EUROBLOCK
DIMENSIONS (H x W x D):	14.37" x 8.31" x 9.13"   365 x 211 x 232 mm
WEIGHT:	12.13 lbs   5.5 kg

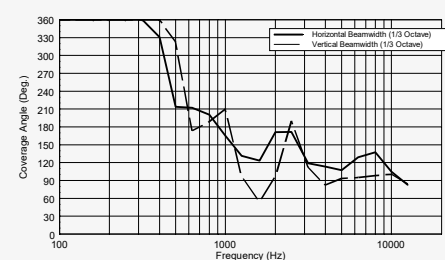
RESPONSE 1W/1m



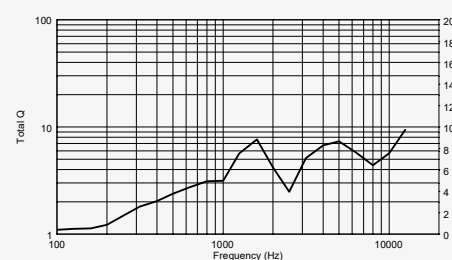
IMPEDANCE



BEAMWIDTH vs. FREQUENCY



DIRECTIVITY INDEX AND Q



1) Measured on axis in the far field with 1 watt (2.83V RMS, 8 ohm) input and referenced to 1 meter distance using the inverse square law. Listed sound pressure represents an average from 300 Hz to 3 kHz.

2) Using 20 Hz to 20 kHz, Pink Noise Spectrum, 2 hours, + 6 dB crest factor, with RMS voltage calculated on speaker minimum impedance.

3) Recommended Amplifier is a power capability value that should be taken as a guide.

# M 05

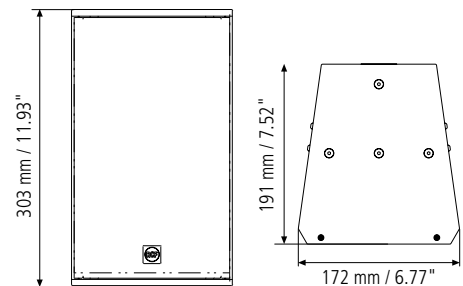
## M SERIES

### COMPACT M 05

#### TWO-WAY PASSIVE SPEAKER

COMPACT M 05 is a multipurpose two-way full-range speaker system, suitable for a wide range of applications. Its balanced sound is a big asset in near-field applications for the best intelligibility. M 05 features high sensitivity, typical of professional audio cabinets thanks to the use of oversized magnets and a HI-FI sound quality, with smooth and wide frequency response, thanks to the wave-guided neodymium dome tweeter. The SPL level of low-distortion audio the M 05 can provide goes far beyond expectations of such a compact solution. The elegant and compact design with accurate finishing makes M 05 suitable for almost any environment, even with architectural constraints. Optional mounting accessories allow the use of the M 05 on wall or ceiling installations

- 80W AES power handling
- 115 dB max SPL
- 70 ÷ 20000 Hz frequency range
- 120° x 80° constant directivity coverage angle
- 1 x 5" high power woofer
- 1 x 1" voice coil neodymium dome tweeter
- High quality plywood cabinet
- Steel front grille with clothing
- Installation points available on rear, top and bottom panels
- 4 pole EUROBLOCK connector (audio input and parallel link output)



#### RELATED ACCESSORIES



##### PNL IN-OUT SPEAKON COMPACT M

p.n. 12399062

The EUROBLOCK connection panel can be replaced with female Neutrik SpeakON connection panel in seconds, thanks to the single connector on the back.



##### SWM-BR COMPACT M

p.n. 13360449

##### SWM-BR COMPACT M W

p.n. 13360468

Wall mount bracket.



##### H-BR 2X COMPACT M 05

p.n. 13360460

##### H-BR 2X COMPACT M 05 W

p.n. 13360469

Pair of horizontal brackets for COMPACT M 05 speakers wall mounting.



## SPECIFICATIONS

### COMPACT M 05

p.n. 13000720 (White) - p.n. 13000581 (Black)

#### ACOUSTICAL

FREQ. RANGE (-10 dB):	70 Hz ÷ 20 kHz
HORIZ. COVERAGE ANGLE (-6 dB):	120°
VERTICAL COVERAGE ANGLE (-6 dB):	80°
DIRECTIVITY FACTOR Q:	7
SYSTEM SENSITIVITY:	89 dB, 1W @ 1m <sup>(1)</sup>
RATED MAXIMUM SPL:	115 dB, @ 1m
SYSTEM NOMINAL IMPEDANCE:	8 ohm
SYSTEM INPUT POWER RATING RMS:	80 W <sup>(2)</sup>
SYSTEM INPUT POWER RATING PEAK:	320 W
RECOMMENDED AMPLIFIER:	160 W <sup>(3)</sup>
HF PROTECTION:	-
CROSSOVER:	2.2 kHz

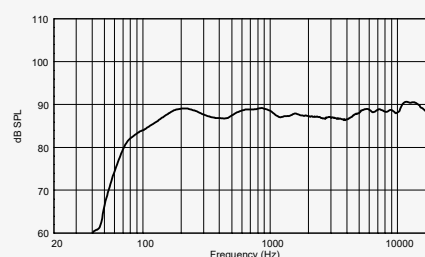
#### TRANSDUCERS

<b>LOW FREQUENCY:</b>	5" (127 mm) woofer with 1.2" (30 mm) voice coil
NOMINAL IMPEDANCE:	8 ohm
INPUT POWER RATING:	80 W AES, 160 W PEAK
SENSITIVITY:	89 dB, 1W @ 1m
<b>HIGH FREQUENCY:</b>	1.3" (33 mm) throat, 1" (25 mm) voice coil
NOMINAL IMPEDANCE:	8 ohm
INPUT POWER RATING:	15 W AES, 30 W PEAK
SENSITIVITY:	92 dB, 1W @ 1m

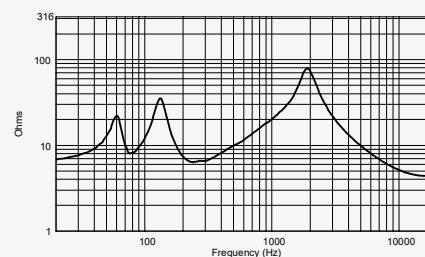
#### PHYSICAL

ENCLOSURE:	Trapezoidal (angle: 8°), made of MDF (12 mm)
RIGGING INSERTS:	4 x M6, 2 x M8
COLOR:	Black - RAL 9005
GRILLE:	Steel with clothing
INPUT CONNECTORS:	4-pin EUROBLOCK
DIMENSIONS (H x W x D):	11.93" x 6.77" x 7.52"   303 x 172 x 191 mm
WEIGHT:	9.92 lbs   4.5 kg

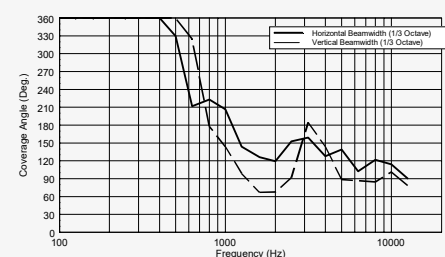
RESPONSE 1W/1m



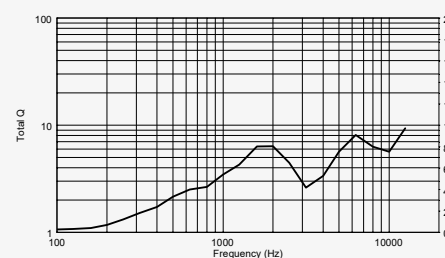
IMPEDANCE



BEAMWIDTH vs. FREQUENCY



DIRECTIVITY INDEX AND Q



1) Measured on axis in the far field with 1 watt (2.83V RMS, 8 ohm) input and referenced to 1 meter distance using the inverse square law. Listed sound pressure represents an average from 300 Hz to 3 kHz.

2) Using 20 Hz to 20 kHz, Pink Noise Spectrum, 2 hours, + 6 dB crest factor, with RMS voltage calculated on speaker minimum impedance.

3) Recommended Amplifier is a power capability value that should be taken as a guide.

# M 04

## M SERIES

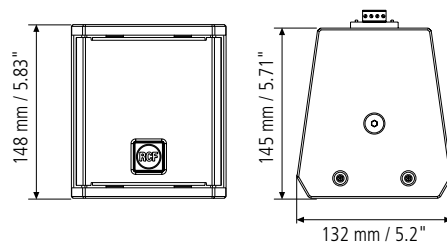
### COMPACT M 04

#### TWO-WAY PASSIVE SPEAKER

COMPACT M 04 is a multipurpose two-way full-range speaker system, suitable for a wide range of applications. The compactness, together with the elegant and neutral design with accurate finishing make M 04 suitable for almost any environment and architectural constraint. Its comfortable sound helps heavily in the near field applications. Included mounting accessory allows using M 04 wall or ceiling mounted, to fit with several applications. The SPL and the level of undistorted sound M 04 can reach are far above any expectation from such a compact solution. M 04 features high sensitivity typical of professional audio cabinets thanks to the use of oversized magnets in coaxial configuration, and an HI-FI sound quality with smooth and wide frequency response performed thanks to the wave-guided neodymium dome tweeter.



- 60W RMS power handling
- 110 dB max SPL
- 90 ÷ 20000 Hz frequency range
- 120° x 120° constant directivity coverage angle
- 1 x 4" high power woofer
- 1 x 1" voice coil neodymium dome tweeter
- High quality plywood cabinet
- U-bracket included
- Steel front grille with clothing
- 4 pole EUROBLOCK connector (audio input and parallel link output)







## SPECIFICATIONS

### COMPACT M 04

p.n. 13000725 (White) - p.n. 13000623 (Black)

#### ACOUSTICAL

FREQ. RANGE (-10 dB):	90 Hz ÷ 20 kHz
HORIZ. COVERAGE ANGLE (-6 dB):	120°
VERTICAL COVERAGE ANGLE (-6 dB):	120°
DIRECTIVITY FACTOR Q:	6
SYSTEM SENSITIVITY:	89 dB, 1W @ 1m <sup>(1)</sup>
RATED MAXIMUM SPL:	113 dB, @ 1m
SYSTEM NOMINAL IMPEDANCE:	16 ohm
SYSTEM INPUT POWER RATING RMS:	60 W <sup>(2)</sup>
SYSTEM INPUT POWER RATING PEAK:	240 W
RECOMMENDED AMPLIFIER:	120 W <sup>(3)</sup>
HF PROTECTION:	-
CROSSOVER:	3 kHz

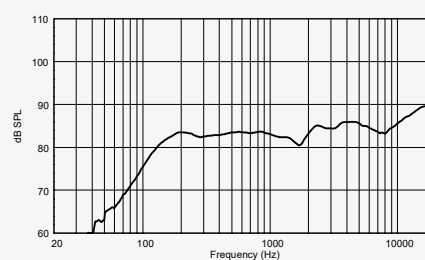
#### TRANSDUCERS

<b>LOW FREQUENCY:</b>	4" (127 mm) woofer with 1" (25 mm) voice coil
NOMINAL IMPEDANCE:	16 ohm
INPUT POWER RATING:	60 W AES, 120 W PEAK
SENSITIVITY:	88 dB, 1W @ 1m
<b>HIGH FREQUENCY:</b>	1" neo (25 mm) throat, 1" (25 mm) voice coil
NOMINAL IMPEDANCE:	16 ohm
INPUT POWER RATING:	10 W AES, 20 W PEAK
SENSITIVITY:	91 dB, 1W @ 1m

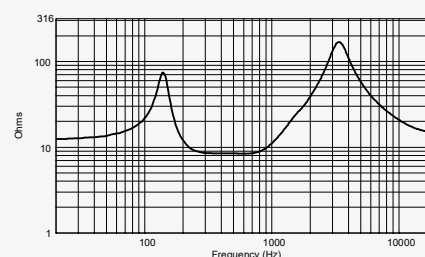
#### PHYSICAL

ENCLOSURE:	Trapezoidal (angle: 8°), made of MDF (12 mm)
RIGGING INSERTS:	2 x M6, 2 x M8
COLOR:	Black RAL 9005   White RAL 9003
GRILLE:	Steel with clothing
INPUT CONNECTORS:	4-pin EUROBLOCK
DIMENSIONS (H x W x D):	5.83" x 5.2" x 5.71"   148 x 132 x 145 mm
WEIGHT:	5.7 lbs   2.3 kg

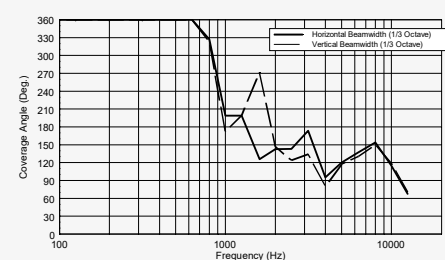
RESPONSE 1W/1m



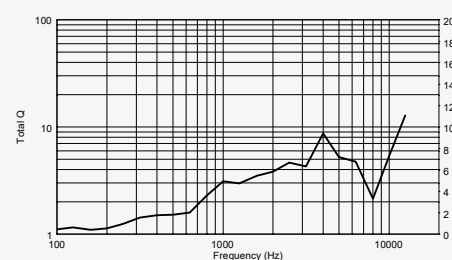
IMPEDANCE



BEAMWIDTH vs. FREQUENCY



DIRECTIVITY INDEX AND Q



1) Measured on axis in the far field with 1 watt (2.83V RMS, 8 ohm) input and referenced to 1 meter distance using the inverse square law. Listed sound pressure represents an average from 300 Hz to 3 kHz.

2) Using 20 Hz to 20 kHz, Pink Noise Spectrum, 2 hours, + 6 dB crest factor, with RMS voltage calculated on speaker minimum impedance.

3) Recommended Amplifier is a power capability value that should be taken as a guide.

# 45 MAX SERIES

## V 45

### FULL RANGE PASSIVE TWO-WAY SPEAKER

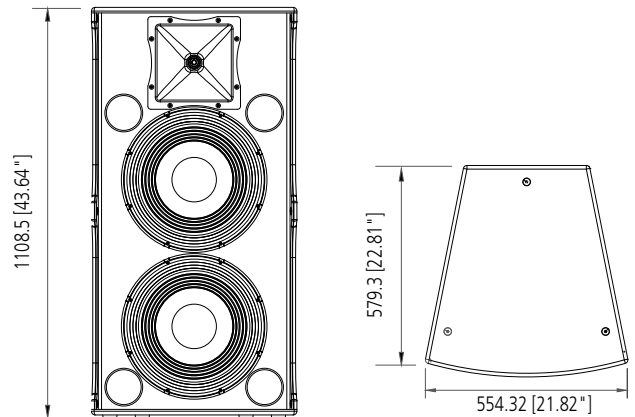
The V 45 is two-way full range loudspeaker system that incorporate 2 x 15" LF transducers and a 4" voice coil, titanium, compression driver. The system is very compact and provides very high output and accurate voice and sound reproduction. The system is equipped with the latest generation of RCF precision transducers. The LF drivers are equipped with a 4" voice coil and a state of the art ferrite motor, are mounted in a vented enclosure with optimised front loading. The 4.0" HF titanium compression driver is a state of the art in compression drivers designs and is loaded on a constant directivity horn with a perfect coverage of 90° x 40°.

The cabinet is constructed in multi-ply birch plywood and finished in a highly resistant, textured, polyurea black paint.

The cabinet includes two recessed handles for transportation and positioning and a total of six double M10 fixing point for flown applications with internal metal bracing. The epoxy coated front steel grille features side mounted rubber dampeners and foam backing.

The cabinet features two Neutrik Speakon™ connectors in a recessed input plate. A 2-position high power selector sets the system in passive or bi-amped mode. The high power internal passive filter provides crossover protection and equalisation.

- High power, two-way bass reflex full range system
- 2 x 15" high power, 4" voice coil hyperventated woofers
- 1 x 4" high power titanium neo compression driver
- 137 dB max SPL
- 1800 Watt AES
- Very high output, response down to 40 Hz
- Birch plywood cabinet
- Weather resistant, textured, polyurea finish
- Epoxy powder coated front grille




#### COMPRESSION DRIVER

The CMD horn is loaded to a Neodymium compression driver with a 4" titanium diaphragm assembly for smooth, controlled dispersion.



#### WOOFER

The low-frequency transducer is a high power 15" woofer with a 4" voice coil built in our factory in Italy using the most advanced assembly technologies.



## SPECIFICATIONS

### V 45

p.n. 13000413

#### ACOUSTICAL

FREQ. RANGE (-10 dB):	30 Hz ÷ 20 kHz
HORIZ. COVERAGE ANGLE (-6 dB):	90°
VERTICAL COVERAGE ANGLE (-6 dB):	40°
DIRECTIVITY FACTOR Q:	10
SYSTEM SENSITIVITY:	99 dB, 1W @ 1m <sup>(1)</sup>
RATED MAXIMUM SPL:	137 dB, @ 1m
SYSTEM NOMINAL IMPEDANCE:	4 ohm
SYSTEM INPUT POWER RATING RMS:	1800 W <sup>(2)</sup>
SYSTEM INPUT POWER RATING PEAK:	7200 W
RECOMMENDED AMPLIFIER:	3600 W <sup>(3)</sup>
HF PROTECTION:	Bulb Lamp
CROSSOVER:	1.2 kHz

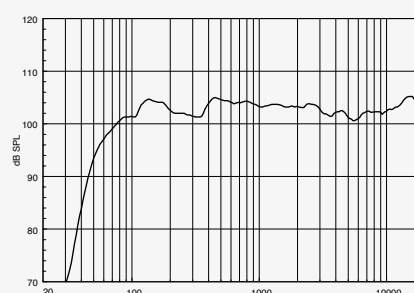
#### TRANSDUCERS

<b>LOW FREQUENCY:</b>	2 x 15" woofer   4" voice coil
NOMINAL IMPEDANCE:	8 ohm
INPUT POWER RATING:	900 W AES; 1800 W Peak
SENSITIVITY:	97 dB, 1W @ 1m
<b>HIGH FREQUENCY:</b>	neo 1.4" driver   4" voice coil
NOMINAL IMPEDANCE:	8 ohm
INPUT POWER RATING:	140 W AES; 280 W Peak
SENSITIVITY:	110 dB, 1W @ 1m

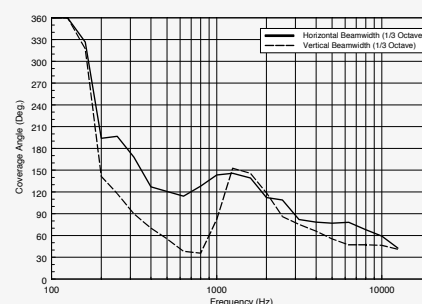
#### PHYSICAL

ENCLOSURE:	15 mm Birch Plywood
RIGGING INSERTS:	12 x M10
COLOR:	Black
GRILLE:	Custom perforated steel grille
INPUT CONNECTORS:	2 x SPEAKON NL4
DIMENSIONS (H x W x D):	43.64" x 21.82" x 22.81"   1108.5 x 554.3 x 579.3 mm
WEIGHT:	137.7 lbs   62.5 kg

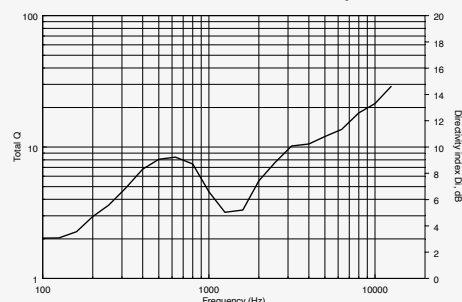
RESPONSE 1W/1m



BEAMWIDTH vs. FREQUENCY



DIRECTIVITY INDEX AND Q



1) Measured on axis in the far field with 1 watt (2.83V RMS, 8 ohm) input and referenced to 1 meter distance using the inverse square law. Listed sound pressure represents an average from 300 Hz to 3 kHz.

2) Using 20 Hz to 20 kHz, Pink Noise Spectrum, 2 hours, + 6 dB crest factor, with RMS voltage calculated on speaker minimum impedance.

3) Recommended Amplifier is a power capability value that should be taken as a guide.

# 218 MAX SERIES

## V 218-S

### PASSIVE BASS REFLEX SUBWOOFER

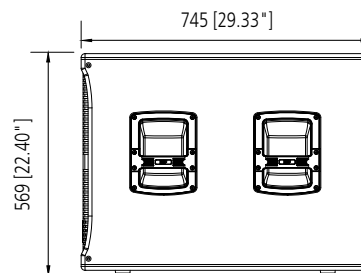
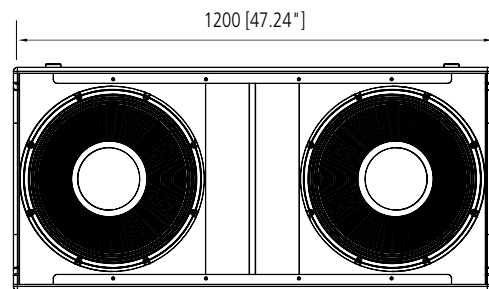
The V 218-S is a compact, high-output bass reflex subwoofer. The system is equipped with two advanced neodymium 18" RCF precision woofers mounted in a front-loaded configuration.

This new high power design marks the latest refinements in RCF experiences in compact subwoofer design, resulting in a fast and controlled reproduction of the bass frequency range. The two transducers couple to achieve tight and maximised output, while the subwoofer design ensures an efficient acoustic response down to 30 Hz.

The loudspeaker enclosure shape is rectangular and the cabinet is constructed in multi-ply birch plywood and finished in a weather-resistant, textured, polyurea black paint. It features four side handles and rubber feet. The epoxy coated front grille features side mounted rubber dampeners and foam backing.



- High power, bass reflex subwoofer system
- 2 x 18" high power, 4" voice coil hypervented woofers
- 141 dB max SPL
- 3000 Watt AES
- Very high output, response down to 30 Hz
- Birch plywood cabinet
- Weather resistant, textured, polyurea finish
- Epoxy powder coated front grille



The cabinet features two Neutrik Speakon™ connectors in a recessed input plate.

A 2-position high power selector set the transducers in parallel or independent input mode.



The low-frequency transducer is a hypervented vented, high excursion RCF Precision 18" woofer with a 4" inside/outside voice coil to minimize power compression and extend the life of the product.



## SPECIFICATIONS

### V 218-S

p.n. 13000414

#### ACOUSTICAL

FREQ. RANGE (-10 dB)	30 Hz ÷ 250 kHz
SYSTEM SENSITIVITY	99 dB , 1W @ 1m <sup>(1)</sup>
RATED MAXIMUM SPL	141 dB , @ 1m
SYSTEM NOMINAL IMPEDANCE	4 ohm
SYSTEM INPUT POWER RATING RMS	3000 W <sup>(2)</sup>
SYSTEM INPUT POWER RATING PEAK	12000 W
RECOMMENDED AMPLIFIER	6000 W <sup>(3)</sup>
PROTECTIONS	Weather

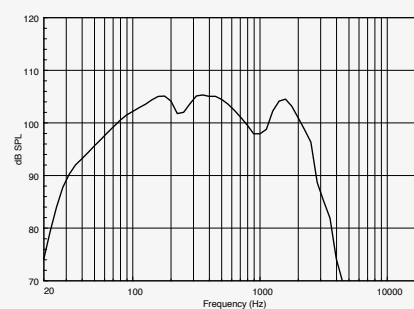
#### TRANSDUCERS

LOW FREQUENCY	2 x 18" woofer   4" voice coil
NOMINAL IMPEDANCE	8 ohm
INPUT POWER RATING	3000 W AES, 6000 W PEAK

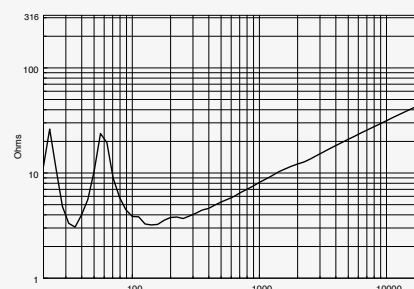
#### PHYSICAL

ENCLOSURE:	Rectangular, 15 mm birch plywood
RIGGING INSERTS:	Pole mount
COLOR:	Black, scratch resistant paint
GRILLE:	Custom perforated steel grille
INPUT CONNECTORS:	2 x SPEAKON NL4
DIMENSIONS (H x W x D):	22.406" x 47.24" x 29.33"   569 x 1200 x 745 mm
WEIGHT:	172 lbs   78 kg

RESPONSE 1W/1m



IMPEDANCE



1) Measured on axis in the far field with 1 watt (2.83V RMS, 8 ohm) input and referenced to 1 meter distance using the inverse square law. Listed sound pressure represents an average from 300 Hz to 3 kHz.

2) Using 20 Hz to 20 kHz, Pink Noise Spectrum, 2 hours, + 6 dB crest factor, with RMS voltage calculated on speaker minimum impedance.

3) Recommended Amplifier is a power capability value that should be taken as a guide.

# 12 MAX SERIES

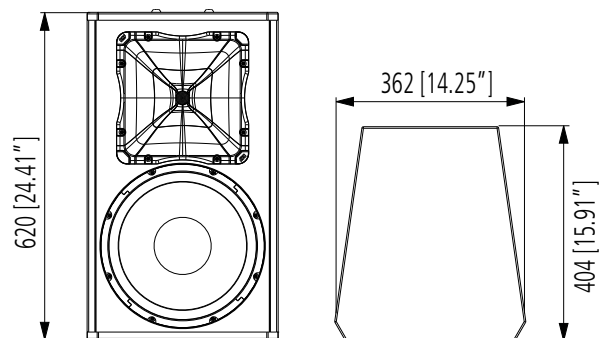
## X MAX 12

### FULL RANGE HIGH POWER TWO-WAY SPEAKER

X MAX 12 is a full-range passive two-way speaker designed for entertainment and clubs, featuring high nearfield quality, perfect vocal coherence, and a stable tonal balance even at high volume. The 12" woofer with a 2.5" voice is coupled with a 1.0" compression driver with 1.4" voice coil by a LICC crossover design, which includes electronic protection on the high-frequency device. Black textured acrylic paint protects the plywood heavy-duty speaker cabinet with multiple rigging points. The rotatable 90°x70° horn allows installation either vertically or horizontally for the best versatility in any environment and architectural constraint.



- 800 W program power handling
- 129 dB max SPL
- 60 ÷ 20000 Hz frequency range
- 90° x 70° constant directivity coverage angle
- 1 x 12" high power woofer
- 1 x 1.4" voice coil compression driver
- High quality plywood cabinet
- Installation points available on all sides



### ROBUST WORKHORSE

All X MAX Series cabinets are built-in plywood coated with black textured acrylic paint. A sturdy powder-coated metal grille protects the front, and an acoustically transparent sound foam backing on the inside of the grille ensures protection from dust and humidity.

### EASY RIGGING

The base of each speaker includes a robust steel pole socket for mounting on a stand or a subwoofer pole. Threaded inserts are provided on all sides for optional mounting hardware. Included are multiple rigging points to fly the speakers for maximum architectural freedom in any installation.



## SPECIFICATIONS

### X MAX 12

p.n. 13000658

#### ACOUSTICAL

FREQ. RANGE (-10 dB):	60 Hz ÷ 20 kHz
HORIZ. COVERAGE ANGLE (-6 dB):	90°
VERTICAL COVERAGE ANGLE (-6 dB):	70°
DIRECTIVITY FACTOR Q:	9
SYSTEM SENSITIVITY:	97 dB, 1W @ 1m <sup>(1)</sup>
RATED MAXIMUM SPL:	129 dB, @ 1m
SYSTEM NOMINAL IMPEDANCE:	8 ohm
SYSTEM INPUT POWER RATING RMS:	400 W <sup>(2)</sup>
SYSTEM INPUT POWER RATING PEAK:	1600 W
RECOMMENDED AMPLIFIER:	800 W <sup>(3)</sup>
HF PROTECTION:	Dynamic active mosfet
CROSSOVER:	1.8 kHz

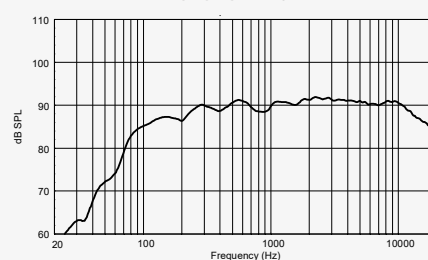
#### TRANSDUCERS

<b>LOW FREQUENCY:</b>	12" woofer   2.5" voice coil
NOMINAL IMPEDANCE:	8 ohm
INPUT POWER RATING:	350 W AES; 700 W Peak
SENSITIVITY:	97 dB, 1W @ 1m
<b>HIGH FREQUENCY:</b>	1.0" driver   1.4" voice coil
NOMINAL IMPEDANCE:	8 ohm
INPUT POWER RATING:	50 W AES; 100 W Peak
SENSITIVITY:	107 dB, 1W @ 1m

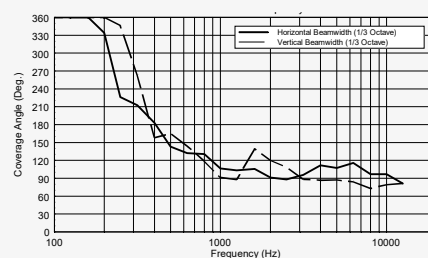
#### PHYSICAL

ENCLOSURE:	Plywood
RIGGING INSERTS:	Pole mount, 2 x M8, 16 x M10
COLOR:	Black
GRILLE:	Steel with clothing
INPUT CONNECTORS:	SPEAKON
DIMENSIONS (H x W x D):	24.41" x 14.25" x 15.91"   620 x 362 x 404 mm
WEIGHT:	48.5 lbs   22 kg

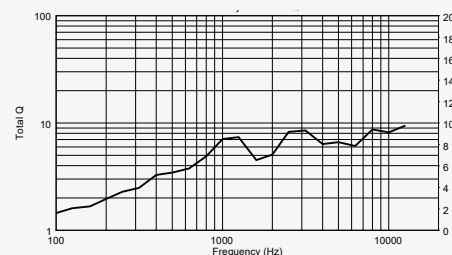
RESPONSE 1W/1m



BEAMWIDTH vs. FREQUENCY



DIRECTIVITY INDEX AND Q



1) Measured on axis in the far field with 1 watt (2.83V RMS, 8 ohm) input and referenced to 1 meter distance using the inverse square law. Listed sound pressure represents an average from 300 Hz to 3 kHz.

2) Using 20 Hz to 20 kHz, Pink Noise Spectrum, 2 hours, + 6 dB crest factor, with RMS voltage calculated on speaker minimum impedance.

3) Recommended Amplifier is a power capability value that should be taken as a guide.

# 10 MAX SERIES

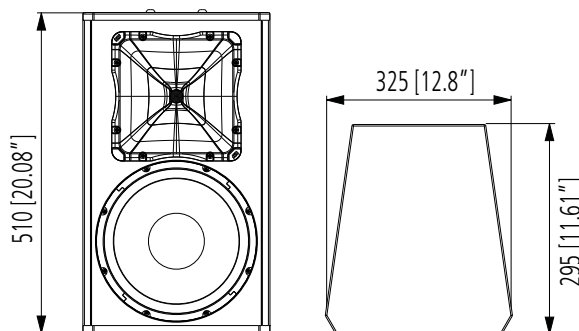
## X MAX 10

### FULL RANGE HIGH POWER TWO-WAY SPEAKER

X MAX 10 is a full-range passive two-way speaker designed for entertainment and clubs, featuring high nearfield quality, perfect vocal coherence, and a stable tonal balance even at high volume. The 10" woofer with a 2.5" voice is coupled with a 1.0" compression driver with 1.4" voice coil by a LICC crossover design, which includes electronic protection on the high-frequency device. Black textured acrylic paint protects the plywood heavy-duty speaker cabinet with multiple rigging points. The rotatable 90°x70° horn allows installation either vertically or horizontally for the best versatility in any environment and architectural constraint.



- 700 W program power handling
- 128 dB max SPL
- 65 ÷ 20000 Hz frequency range
- 90° x 70° constant directivity coverage angle
- 1 x 10" high power woofer
- 1 x 1.4" voice coil compression driver
- High quality plywood cabinet
- Installation points available on all panels



### DESIGNED TO PERFORM

The RCF X MAX series and its components are designed inside RCF's laboratories and feature superior transducers. Equipped with a rotatable horn with 90° x 70° dispersion pattern, X MAX 10 boasts a 10" woofer and 1" compression driver, and delivers a maximum SPL of 128 dB SPL over a frequency range of 65 Hz – 20 kHz, with a total power handling of 700 W.

### PERFECTLY TUNED CROSSOVER

The X MAX Series features a custom-designed mid-freq shaping for close distance listening on a perfectly tuned crossover to ensure the best frequency and phase response. The LICC crossover design includes electronic protection on high-frequency device.





## SPECIFICATIONS

### X MAX 10

p.n. 13000657

#### ACOUSTICAL

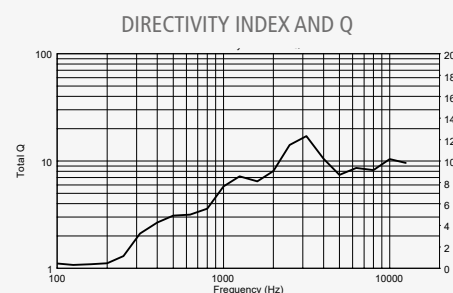
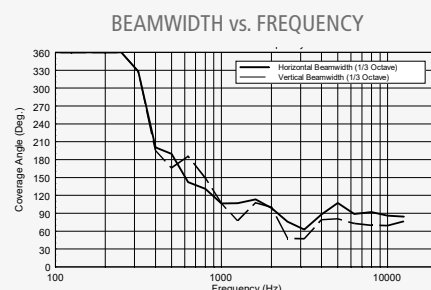
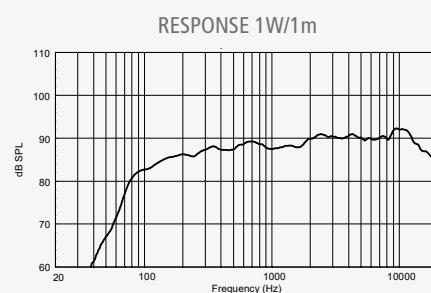
FREQ. RANGE (-10 dB):	65 Hz ÷ 20 kHz
HORIZ. COVERAGE ANGLE (-6 dB):	90°
VERTICAL COVERAGE ANGLE (-6 dB):	70°
DIRECTIVITY FACTOR Q:	11
SYSTEM SENSITIVITY:	97 dB, 1W @ 1m <sup>(1)</sup>
RATED MAXIMUM SPL:	128 dB, @ 1m
SYSTEM NOMINAL IMPEDANCE:	8 ohm
SYSTEM INPUT POWER RATING RMS:	350 W <sup>(2)</sup>
SYSTEM INPUT POWER RATING PEAK:	1400 W
RECOMMENDED AMPLIFIER:	700 W <sup>(3)</sup>
HF PROTECTION:	Dynamic active mosfet
CROSSOVER:	1.8 kHz

#### TRANSDUCERS

<b>LOW FREQUENCY:</b>	10" woofer   2.5" voice coil
NOMINAL IMPEDANCE:	8 ohm
INPUT POWER RATING:	300 W AES; 600 W Peak
SENSITIVITY:	97 dB, 1W @ 1m
<b>HIGH FREQUENCY:</b>	1.0" driver   1.4" voice coil
NOMINAL IMPEDANCE:	8 ohm
INPUT POWER RATING:	50 W AES; 100 W Peak
SENSITIVITY:	107 dB, 1W @ 1m

#### PHYSICAL

ENCLOSURE:	Plywood
RIGGING INSERTS:	Pole mount, 2 x M8, 16 x M10
COLOR:	Black
GRILLE:	Steel with clothing
INPUT CONNECTORS:	SPEAKON
DIMENSIONS (H x W x D):	20.08" x 11.61" x 12.08"   510 x 295 x 325 mm
WEIGHT:	37.48 lbs   17 kg



1) Measured on axis in the far field with 1 watt (2.83V RMS, 8 ohm) input and referenced to 1 meter distance using the inverse square law. Listed sound pressure represents an average from 300 Hz to 3 kHz.

2) Using 20 Hz to 20 kHz, Pink Noise Spectrum, 2 hours, + 6 dB crest factor, with RMS voltage calculated on speaker minimum impedance.

3) Recommended Amplifier is a power capability value that should be taken as a guide.

# 4112 MAX SERIES



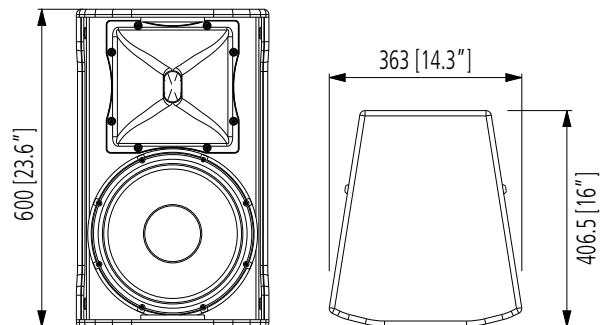
## C MAX 4112

### FULL RANGE HIGH POWER NEARFIELD SPEAKER

The full-range passive two-way speaker RCF C MAX 4112 has been specifically designed as club systems for entertainment, to reach the best near field quality, vocal coherence, and a stable sound pressure level even at high volumes. It features a 12" woofer and a 1" compression driver. The passive C MAX Series speakers represent a further step of the famous COMPACT Series. Thanks to the bass reflex port, perfectly tuned on the back of the cabinet, the system gives its best when installed near walls, without the need of a subwoofer. It's perfect for KTV, Karaoke rooms, conference halls, AV installations, public areas and clubs.

A strong powder-coated metal grille protects the front, and a transparent to sound foam backing on the inside of the grille ensures protection from dust and humidity. Small isolating rubber elements placed between the cabinet's edges and the grille avoid unwanted vibration.

- 400 W AES power rating
- 60 ÷ 20000 Hz Frequency Range
- 90° x 70° Coverage
- 130 dB SPL Max
- Custom designed mid-freq (2-4 kHz) shaping for close distance listening
- Heavy-duty birch plywood coated with black textured epoxy
- Genuine CUSTOM RCF precision Transducer
- Unique minimum phase filter



### LOW FREQUENCY TRANSDUCER

The high power 12" woofer is designed to provide an excellent frequency response linearity with very low distortion. A strong magnetic structure guarantee dynamic and precision.


### HI FREQUENCY TRANSDUCERS

The RCF ND340 is an extremely compact 1.75" compression driver with 1.0" voice coil for professional applications. Flexible and easy to crossover, it offers high efficiency combined with a very high frequency extension.



#### BA EX

Rear bass reflex allows a broader extension of low frequencies when the speakers are close to a wall.



#### FLYING POINTS

Thirteen M10 flying points – 9 on the corners and 4 on the sides.



## SPECIFICATIONS

### C MAX 412

p.n. 13000535

#### ACOUSTICAL

FREQ. RANGE (-10 dB):	60 Hz ÷ 20 kHz
HORIZ. COVERAGE ANGLE (-6 dB):	90°
VERTICAL COVERAGE ANGLE (-6 dB):	70°
DIRECTIVITY FACTOR Q:	11
SYSTEM SENSITIVITY:	98 dB, 1W @ 1m <sup>(1)</sup>
RATED MAXIMUM SPL:	130 dB, @ 1m
SYSTEM NOMINAL IMPEDANCE:	8 ohm
SYSTEM INPUT POWER RATING RMS:	400 W <sup>(2)</sup>
SYSTEM INPUT POWER RATING PEAK:	1600 W
RECOMMENDED AMPLIFIER:	800 W <sup>(3)</sup>
HF PROTECTION:	Bulb Lamp
CROSSOVER:	1.8 kHz

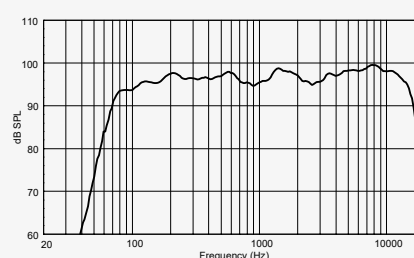
#### TRANSDUCERS

<b>LOW FREQUENCY:</b>	12" woofer   3" voice coil
NOMINAL IMPEDANCE:	8 ohm
INPUT POWER RATING:	350 W AES; 700 W Peak
SENSITIVITY:	98 dB, 1W @ 1m
<b>HIGH FREQUENCY:</b>	1.0" driver   1.75" voice coil
NOMINAL IMPEDANCE:	16 ohm
INPUT POWER RATING:	60 W AES; 120 W Peak
SENSITIVITY:	106 dB, 1W @ 1m

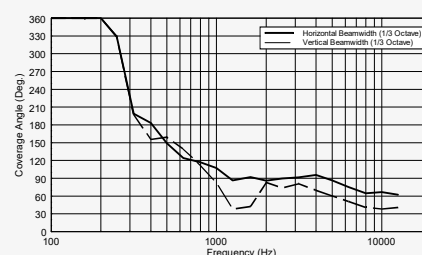
#### PHYSICAL

ENCLOSURE:	15 mm Birch Plywood
RIGGING INSERTS:	Pole mount, 12 x M10
COLOR:	Black
GRILLE:	Custom perforated steel grille
INPUT CONNECTORS:	2 x SPEAKON NL4
DIMENSIONS (H x W x D):	23.6" x 14.3" x 16"   600 x 363 x 406.5 mm
WEIGHT:	54 lbs   24.5 kg

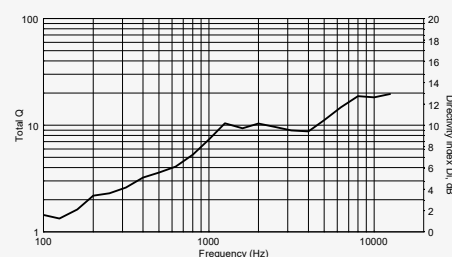
RESPONSE 1W/1m



BEAMWIDTH vs. FREQUENCY



DIRECTIVITY INDEX AND Q




1) Measured on axis in the far field with 1 watt (2.83V RMS, 8 ohm) input and referenced to 1 meter distance using the inverse square law. Listed sound pressure represents an average from 300 Hz to 3 kHz.

2) Using 20 Hz to 20 kHz, Pink Noise Spectrum, 2 hours, + 6 dB crest factor, with RMS voltage calculated on speaker minimum impedance.

3) Recommended Amplifier is a power capability value that should be taken as a guide.

# 4110

## MAX SERIES



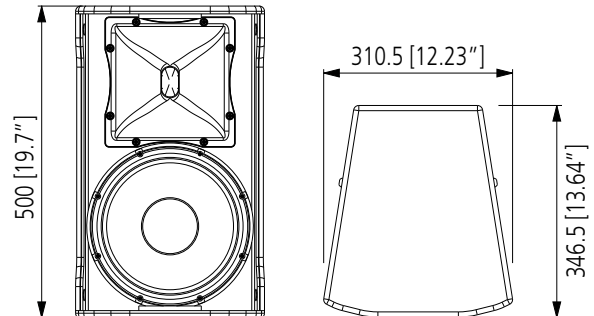
### C MAX 4110

#### FULL RANGE HIGH POWER NEARFIELD SPEAKER

The full-range passive two-way speaker RCF C MAX 4110 has been specifically designed as club systems for entertainment, to reach the best near field quality, vocal coherence, and a stable sound pressure level even at high volumes. It features a 10" woofer and a 1" compression driver. The passive C MAX Series speakers represent a further step of the famous COMPACT Series. Thanks to the bass reflex port, perfectly tuned on the back of the cabinet, the system gives its best when installed near walls, without the need of a subwoofer. It's perfect for KTV, Karaoke rooms, conference halls, AV installations, public areas and clubs.

A strong powder-coated metal grille protects the front, and a transparent to sound foam backing on the inside of the grille ensures protection from dust and humidity. Small isolating rubber elements placed between the cabinet's edges and the grille avoid unwanted vibration.

- 350 W AES power rating
- 65 ÷ 20000 Hz Frequency Range
- 90° x 70° Coverage
- 128 dB SPL Max
- Custom designed mid-freq (2-4 kHz) shaping for close distance listening
- Heavy-duty birch plywood coated with black textured epoxy
- Genuine CUSTOM RCF precision Transducer
- Unique minimum phase filter



#### LOW FREQUENCY TRANSDUCER

The high power 10" woofer is designed to provide an excellent frequency response linearity with very low distortion. A strong magnetic structure guarantee dynamic and precision.




#### BA EX

Rear bass reflex allows a broader extension of low frequencies when the speakers are close to a wall.

#### HI FREQUENCY TRANSDUCERS

The RCF ND340 is an extremely compact 1.75" compression driver with 1.0" voice coil for professional applications. Flexible and easy to crossover, it offers high efficiency combined with a very high frequency extension.



#### FLYING POINTS

Thirteen M10 flying points – 9 on the corners and 4 on the sides.



## SPECIFICATIONS

### C MAX 4110

p.n. 13000534

#### ACOUSTICAL

FREQ. RANGE (-10 dB):	65 Hz ÷ 20 kHz
HORIZ. COVERAGE ANGLE (-6 dB):	90°
VERTICAL COVERAGE ANGLE (-6 dB):	70°
DIRECTIVITY FACTOR Q:	11
SYSTEM SENSITIVITY:	97 dB, 1W @ 1m <sup>(1)</sup>
RATED MAXIMUM SPL:	128 dB, @ 1m
SYSTEM NOMINAL IMPEDANCE:	8 ohm
SYSTEM INPUT POWER RATING RMS:	350 W <sup>(2)</sup>
SYSTEM INPUT POWER RATING PEAK:	1400 W
RECOMMENDED AMPLIFIER:	1800 W <sup>(3)</sup>
HF PROTECTION:	Bulb Lamp
CROSSOVER:	1.8 kHz

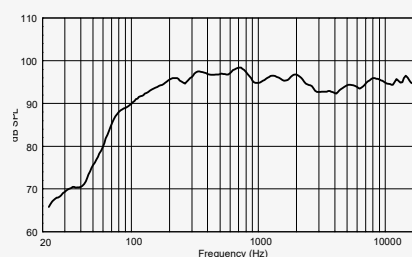
#### TRANSDUCERS

<b>LOW FREQUENCY:</b>	10" woofer   2.5" voice coil
NOMINAL IMPEDANCE:	8 ohm
INPUT POWER RATING:	300 W AES; 600 W Peak
SENSITIVITY:	97 dB, 1W @ 1m
<b>HIGH FREQUENCY:</b>	1.0" driver   1.75" voice coil
NOMINAL IMPEDANCE:	16 ohm
INPUT POWER RATING:	60 W AES; 120 W Peak
SENSITIVITY:	106 dB, 1W @ 1m

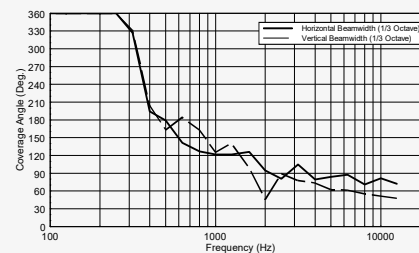
#### PHYSICAL

ENCLOSURE:	15 mm Birch Plywood
RIGGING INSERTS:	Pole mount, 12 x M10
COLOR:	Black
GRILLE:	Custom perforated steel grille
INPUT CONNECTORS:	2 x SPEAKON NL4
DIMENSIONS (H x W x D):	19.69" x 12.17" x 13.78"   500 x 309 x 350 mm
WEIGHT:	34.17 lbs   15.5 kg

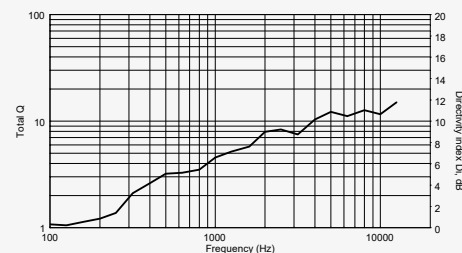
RESPONSE 1W/1m



BEAMWIDTH vs. FREQUENCY



DIRECTIVITY INDEX AND Q



1) Measured on axis in the far field with 1 watt (2.83V RMS, 8 ohm) input and referenced to 1 meter distance using the inverse square law. Listed sound pressure represents an average from 300 Hz to 3 kHz.

2) Using 20 Hz to 20 kHz, Pink Noise Spectrum, 2 hours, + 6 dB crest factor, with RMS voltage calculated on speaker minimum impedance.

3) Recommended Amplifier is a power capability value that should be taken as a guide.

# 3112

## MAX SERIES

### E MAX 3112

#### FULL RANGE HIGH POWER NEARFIELD SPEAKER

The full-range passive two-way RCF E MAX series has been specifically designed for clubs entertainment systems, to achieve the best nearfield quality, vocal coherence and a stable tonal balance even at high volume. The heavy-duty cabinet is made of birch plywood coated with black textured epoxy. Featuring a 12" woofer with a 2.5" voice coil and a 1.0" compression driver with 1.4" voice coil. The Low Impedance Compensated Crossover (LICC) crossover design includes an electronic protection on high-frequency device. The rotatable 90°x70° horn and the available mounting accessories allow speaker installation both vertically or horizontally in any environment and architectural constraint. Small isolating rubber elements placed between the cabinet's edges and the grille avoid unwanted vibration.

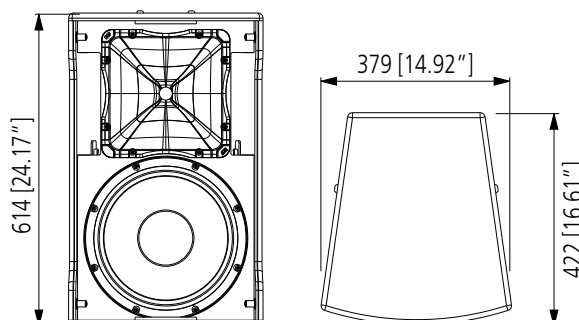
- 129 dB SPL Max
- 350 W AES power rating
- 55 ÷ 20000 Hz frequency range
- Plywood coated with black textured acrylic paint
- 1" compression driver, 12" woofer hi resolution transducers
- Perfectly tuned crossover

#### CABINET & MECHANICS

All E Max Series cabinets are built in heavy-duty birch plywood coated with black textured epoxy. A sturdy black metal grille protects the front, and an acoustically transparent sound foam backing on the inside of the grille ensures protection from dust and humidity. The base of each speaker includes a robust steel pole socket for mounting on a stand or a subwoofer pole. Included are rigging points to fly the speakers for maximum architectural freedom on any installation. Threaded inserts are provided for optional mounting hardware in Installed Sound Applications.

#### HI FREQUENCY TRANSDUCERS

The 1.0" compression driver with 1.4" voice coil provides accurate and coherent response even at very high frequencies. The horn is rotatable, allowing speaker installation both vertically or horizontally.



#### PERFECTLY TUNED CROSSOVER

The E MAX Series features a custom designed mid-freq shaping for close distance listening on a perfectly tuned crossover to ensure the best frequency and phase response. The LICC crossover design includes electronic protection on high-frequency device.

#### LOW FREQUENCY TRANSDUCER

The high power 12" woofer with a 2.5" voice coil is designed to provide excellent frequency response linearity with very low distortion.



## SPECIFICATIONS

### E MAX 3112

p.n. 13000578

#### ACOUSTICAL

FREQ. RANGE (-10 dB):	55 Hz ÷ 20 kHz
HORIZ. COVERAGE ANGLE (-6 dB):	90°
VERTICAL COVERAGE ANGLE (-6 dB):	70°
DIRECTIVITY FACTOR Q:	11
SYSTEM SENSITIVITY:	98 dB, 1W @ 1m <sup>(1)</sup>
RATED MAXIMUM SPL:	129 dB, @ 1m
SYSTEM NOMINAL IMPEDANCE:	8 ohm
SYSTEM INPUT POWER RATING RMS:	350 W <sup>(2)</sup>
SYSTEM INPUT POWER RATING PEAK:	1400 W
RECOMMENDED AMPLIFIER:	700 W <sup>(3)</sup>
HF PROTECTION:	Active Mosfet
CROSSOVER:	1.8 kHz

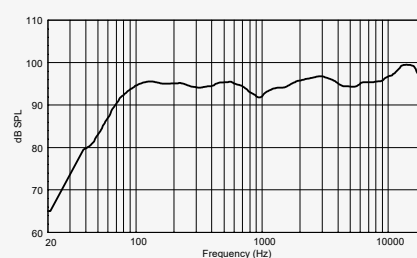
#### TRANSDUCERS

<b>LOW FREQUENCY:</b>	12" woofer   2.5" voice coil
NOMINAL IMPEDANCE:	8 ohm
INPUT POWER RATING:	300 W AES; 600 W Peak
SENSITIVITY:	98 dB, 1W @ 1m
<b>HIGH FREQUENCY:</b>	1.0" driver   1.5" voice coil
NOMINAL IMPEDANCE:	8 ohm
INPUT POWER RATING:	50 W AES; 100 W Peak
SENSITIVITY:	106 dB, 1W @ 1m

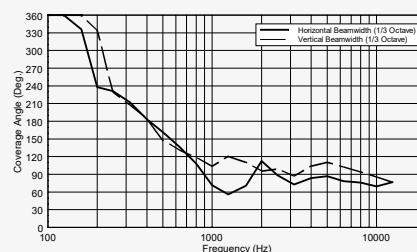
#### PHYSICAL

ENCLOSURE:	15 mm Birch Plywood
RIGGING INSERTS:	Pole mount, 17 x M10, 2 x M8
COLOR:	Black
GRILLE:	Custom perforated steel grille
INPUT AND OUTPUT CONNECTORS:	SPEAKON NL4
DIMENSIONS (H x W x D):	24.17" x 15" x 16.61"   614 x 381 x 422 mm
WEIGHT:	48.50 lbs   22 kg

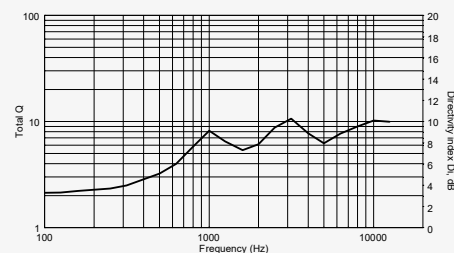
RESPONSE 1W/1m



BEAMWIDTH vs. FREQUENCY



DIRECTIVITY INDEX AND Q



1) Measured on axis in the far field with 1 watt (2.83V RMS, 8 ohm) input and referenced to 1 meter distance using the inverse square law. Listed sound pressure represents an average from 300 Hz to 3 kHz.

2) Using 20 Hz to 20 kHz, Pink Noise Spectrum, 2 hours, + 6 dB crest factor, with RMS voltage calculated on speaker minimum impedance.

3) Recommended Amplifier is a power capability value that should be taken as a guide.

# 3110

## MAX SERIES

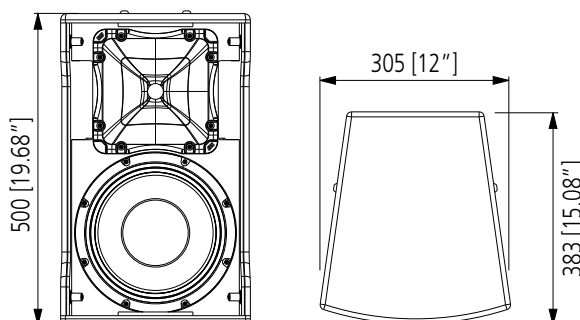


### E MAX 3110

#### FULL RANGE HIGH POWER NEARFIELD SPEAKER

The full-range passive two-way RCF E-MAX series has been specifically designed for clubs entertainment systems, to achieve the best nearfield quality, vocal coherence and a stable tonal balance even at high volume. The heavy-duty cabinet is made of birch plywood coated with black textured epoxy. Featuring a 10" woofer with a 2.5" voice coil and a 1.0" compression driver with 1.4" voice coil. The Low Impedance Compensated Crossover (LICC) crossover design includes an electronic protection on high-frequency device. The rotatable 90°x70° horn and the available mounting accessories allow speaker installation both vertically or horizontally, in any environment and architectural constraint. Small isolating rubber elements placed between the cabinet's edges and the grille avoid unwanted vibration.

- 128 dB SPL Max
- 300 W AES power rating
- 60 ÷ 20000 Hz frequency range
- Plywood coated with black textured acrylic paint
- 1" Compression driver, 10" woofer hi resolution transducers
- Perfectly tuned crossover



#### CABINET & MECHANICS

All E Max Series cabinets are built in heavy-duty birch plywood coated with black textured epoxy. A sturdy black metal grille protects the front, and an acoustically transparent sound foam backing on the inside of the grille ensures protection from dust and humidity. The base of each speaker includes a robust steel pole socket for mounting on a stand or a subwoofer pole. Included are rigging points to fly the speakers for maximum architectural freedom on any installation. Threaded inserts are provided for optional mounting hardware in Installed Sound Applications.

#### HI FREQUENCY TRANSDUCERS

The 1.0" compression driver with 1.4" voice coil provides accurate and coherent response even at very high frequencies. The horn is rotatable, allowing speaker installation both vertically or horizontally.

#### PERFECTLY TUNED CROSSOVER

The E MAX Series features a custom designed mid-freq shaping for close distance listening on a perfectly tuned crossover to ensure the best frequency and phase response. The LICC crossover design includes electronic protection on high-frequency device.

#### LOW FREQUENCY TRANSDUCER

The high power 10" woofer with a 2.5" voice coil is designed to provide excellent frequency response linearity with very low distortion.





## SPECIFICATIONS

### E MAX 3110

p.n. 13000577

#### ACOUSTICAL

FREQ. RANGE (-10 dB):	60 Hz ÷ 20 kHz
HORIZ. COVERAGE ANGLE (-6 dB):	90°
VERTICAL COVERAGE ANGLE (-6 dB):	70°
DIRECTIVITY FACTOR Q:	11
SYSTEM SENSITIVITY:	98 dB, 1W @ 1m <sup>(1)</sup>
RATED MAXIMUM SPL:	128 dB, @ 1m
SYSTEM NOMINAL IMPEDANCE:	8 ohm
SYSTEM INPUT POWER RATING RMS:	300 W <sup>(2)</sup>
SYSTEM INPUT POWER RATING PEAK:	1200 W
RECOMMENDED AMPLIFIER:	600 W <sup>(3)</sup>
HF PROTECTION:	Active Mosfet
CROSSOVER:	1.8 kHz

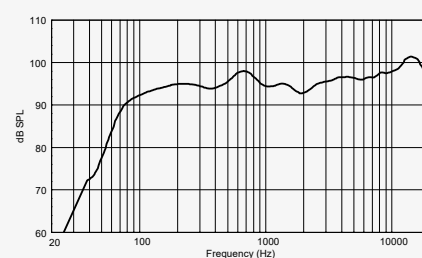
#### TRANSDUCERS

<b>LOW FREQUENCY:</b>	10" woofer   2.5" voice coil
NOMINAL IMPEDANCE:	8 ohm
INPUT POWER RATING:	300 W AES; 600 W Peak
SENSITIVITY:	98 dB, 1W @ 1m
<b>HIGH FREQUENCY:</b>	1.0" driver   1.5" voice coil
NOMINAL IMPEDANCE:	8 ohm
INPUT POWER RATING:	50 W AES; 100 W Peak
SENSITIVITY:	106 dB, 1W @ 1m

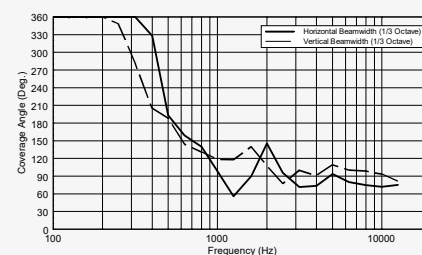
#### PHYSICAL

ENCLOSURE:	15 mm Birch Plywood
RIGGING INSERTS:	Pole mount, 17 x M10, 2 x M8
COLOR:	Black
GRILLE:	Custom perforated steel grille
INPUT AND OUTPUT CONNECTORS:	SPEAKON NL4
DIMENSIONS (H x W x D):	19.69" x 12.01" x 13.31"   500 x 305 x 338 mm
WEIGHT:	35.63 lbs   16.16 kg

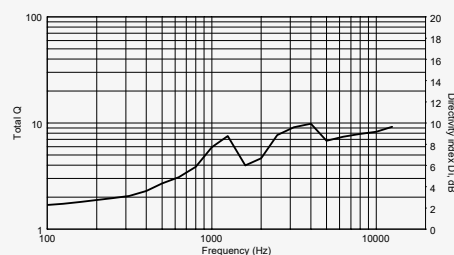
RESPONSE 1W/1m



BEAMWIDTH vs. FREQUENCY



DIRECTIVITY INDEX AND Q



1) Measured on axis in the far field with 1 watt (2.83V RMS, 8 ohm) input and referenced to 1 meter distance using the inverse square law. Listed sound pressure represents an average from 300 Hz to 3 kHz.

2) Using 20 Hz to 20 kHz, Pink Noise Spectrum, 2 hours, + 6 dB crest factor, with RMS voltage calculated on speaker minimum impedance.

3) Recommended Amplifier is a power capability value that should be taken as a guide.

# 5228

## P SERIES

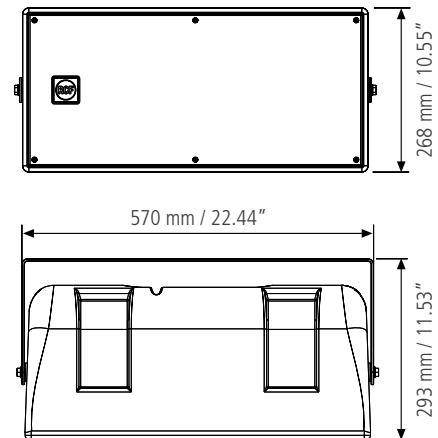
### P 5228-L

#### OUTDOOR/INDOOR TWO-WAY SPEAKER SYSTEM

The P5228-L is a weatherproof full range, two-way line array speaker module, suitable for a variety of professional applications. The speaker can be installed individually or coupled in array configurations. The high-frequency section includes two constant directivity CMD horns, each loaded with a 1" RCF Precision neodymium compression driver with a 1.75" diaphragm assembly for smooth, highly controlled 20° vertical coverage. The low-frequency section combines two 8" woofers with a 2.5" voice coil. The symmetrical arrangement of the transducers deliver a controlled horizontal dispersion with consistent directivity. Internal circuitry provides LICC crossover and Active Mosfet Compression Driver Protection (AMCDP). The single-piece roto-molded cabinet is fully UV protected, equipped with M8 brass inserts (4x) and a corrosion-resistant 316P stainless steel U-bracket. Connections to the amplifier are made through a watertight multi-pole connector. The front aluminum grille is powder coated with a water-repellent backing material, and has a rotatable logo plate. The P5228-L meets IP55 standard requirements (International Protection Rating).



- 131 dB Max SPL, 500W RMS
- Weatherproof IP55 cabinet with UV protection
- Rotomoulded single piece cabinet
- 90° x 20° constant directivity horn
- Two 8" high-output LF transducers with 2.5" voice coil
- Two RCF Precision neodymium 1.75" compression drivers
- Built-in LICC crossover with AMCDP protection
- Amphenol IP67 4 pole input connector
- Active Mosfet Compression Driver Protection
- LICC (Low Impedance Compensated Crossover) network



#### RELATED ACCESSORIES



#### C-BR 2X P28

p.n. 13360119

Cluster brackets for P 5228-L  
(including 4 brackets to cluster 2 speakers)





## SPECIFICATIONS

### P 5228-L

p.n. 13000202

#### ACOUSTICAL

FREQ. RANGE (-10 dB):	80 Hz ÷ 20 kHz
FREQ. RANGE (-3 dB):	100 Hz ÷ 20 kHz
HORIZ. COVERAGE ANGLE (-6 dB):	90°
VERTICAL COVERAGE ANGLE (-6 dB):	20°
DIRECTIVITY FACTOR Q:	11
SYSTEM SENSITIVITY:	98 dB, 1W @ 1m <sup>(1)</sup>
RATED MAXIMUM SPL:	131 dB, @ 1m
SYSTEM NOMINAL IMPEDANCE:	8 ohm
SYSTEM INPUT POWER RATING RMS:	500 W <sup>(2)</sup>
SYSTEM INPUT POWER RATING PEAK:	2000 W
RECOMMENDED AMPLIFIER:	1000 W <sup>(3)</sup>
HF PROTECTION:	Dynamic
CROSSOVER:	1.3 kHz

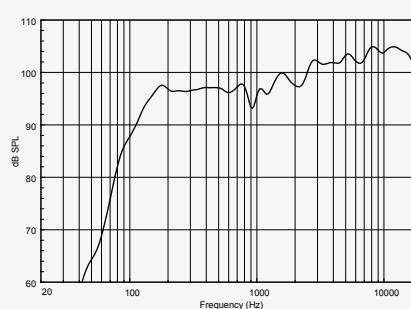
#### TRANSDUCERS

<b>LOW FREQUENCY:</b>	2 x 8" (203 mm) woofer with 2.5" (63.5 mm) voice coil
NOMINAL IMPEDANCE:	16 ohm
INPUT POWER RATING:	300 W AES; 600 W Peak
SENSITIVITY:	95 dB, 1W @ 1m
<b>HIGH FREQUENCY:</b>	2 x 1" (25 mm) throat, 1.75" (44.5 mm) voice coil
NOMINAL IMPEDANCE:	16 ohm
INPUT POWER RATING:	50 W AES; 200 W Peak
SENSITIVITY:	109 dB, 1W @ 1m

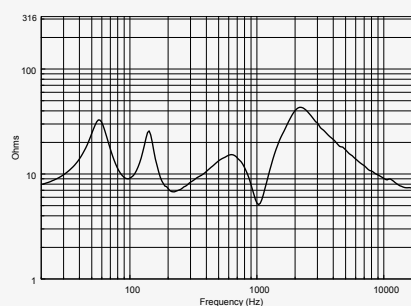
#### PHYSICAL

ENCLOSURE:	Trapezoidal, 2° Horizontal side angles, 15° Vertical side angle, 8 mm Polyethylene rotomoulded
RIGGING INSERTS:	4 x M8 + U-brackets and pair of spacers
COLOR:	Grey
GRILLE:	Custom perforated aluminium grille with open-cell fiber and water repellent woven fabric backing
INPUT CONNECTORS:	4 pole Amphenol
DIMENSIONS (H x W x D):	10.55" x 22.28" x 16.23"   268 x 566 x 250 mm
WEIGHT:	30.8 lb   14 kg

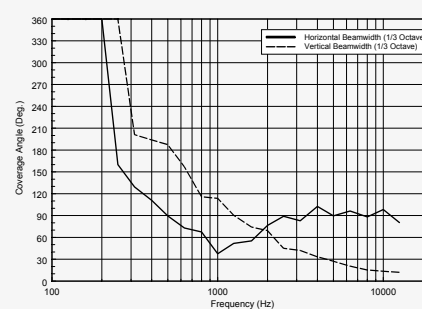
RESPONSE 1W/1m



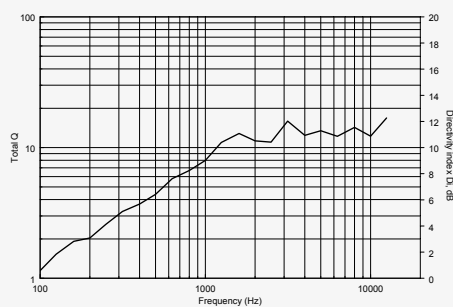
IMPEDANCE



BEAMWIDTH vs. FREQUENCY



DIRECTIVITY INDEX AND Q



1) Measured on axis in the far field with 1 watt (2.83V RMS, 8 ohm) input and referenced to 1 meter distance using the inverse square law. Listed sound pressure represents an average from 300 Hz to 3 kHz.

2) Using 20 Hz to 20 kHz, Pink Noise Spectrum, 2 hours, + 6 dB crest factor, with RMS voltage calculated on speaker minimum impedance.

3) Recommended Amplifier is a power capability value that should be taken as a guide.

# 4228

## P SERIES

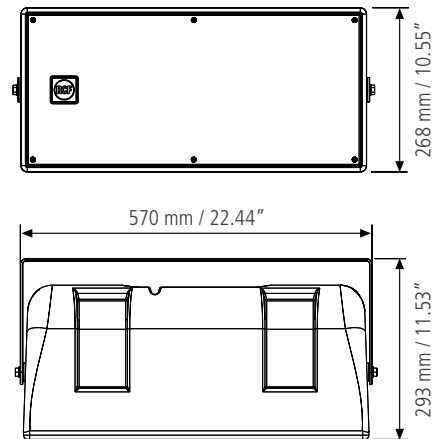
### P 4228

#### OUTDOOR/INDOOR TWO-WAY SPEAKER SYSTEM

The P4228 is a weatherproof full range, two-way line array speaker module, suitable for a variety of professional indoor or outdoor applications. The speaker can be installed individually or coupled in array configurations. The high-frequency section includes two constant directivity CMD horns, each loaded with a 1.4" RCF Precision neodymium compression driver with a 2.5" diaphragm assembly for smooth, highly controlled coverage. The low-frequency section combines two 8" woofers with a 2.5" voice coil. The symmetrical arrangement of the transducers deliver a controlled horizontal dispersion with consistent directivity. Internal circuitry provides LICC crossover and Active Mosfet Compression Driver Protection (AMCDP). The single-piece rotomolded cabinet is fully UV protected, equipped with M8 brass inserts (4x) and one corrosion-resistant 316P stainless steel U-bracket. Connections to the amplifier are made through a watertight multi-pole connector. The aluminum grille cover is powder coated with a water-repellent backing material, and has a rotatable logo plate. The P 4228 meets IP55 standard requirements (International Protection Rating).



- 129 dB Max SPL, 400W RMS
- Weatherproof cabinet IP55 with UV protection
- 110° x 60° constant directivity horn
- Rotomoulded cabinet available in white or black
- Built-in passive LICC crossover with AMCDP protection
- Two 8" high-output LF transducer with 2.5" voice coil
- One RCF Precision 2.5" Neodymium Compression Driver
- Amphenol IP67 4 pole input connector
- Active Mosfet Compression Driver Protection
- LICC (Low Impedance Compensated Crossover) network



#### RELATED ACCESSORIES



#### C-BR 2X P28

p.n. 13360119

Cluster brackets for P 5228-L  
(including 4 brackets to cluster 2 speakers)





## SPECIFICATIONS

### P 4228

p.n. 13000199 Grey - p.n. 13100081 White

#### ACOUSTICAL

FREQ. RANGE (-10 dB):	80 Hz ÷ 20 kHz
FREQ. RANGE (-3 dB):	100 Hz ÷ 20 kHz
HORIZ. COVERAGE ANGLE (-6 dB):	110°
VERTICAL COVERAGE ANGLE (-6 dB):	60°
DIRECTIVITY FACTOR Q:	9
SYSTEM SENSITIVITY:	97 dB, 1W @ 1m <sup>(1)</sup>
RATED MAXIMUM SPL:	129 dB, @ 1m
SYSTEM NOMINAL IMPEDANCE:	8 ohm
SYSTEM INPUT POWER RATING RMS:	400 W <sup>(2)</sup>
SYSTEM INPUT POWER RATING PEAK:	1600 W
RECOMMENDED AMPLIFIER:	800 W <sup>(3)</sup>
HF PROTECTION:	Dynamic
CROSSOVER:	1.1 kHz

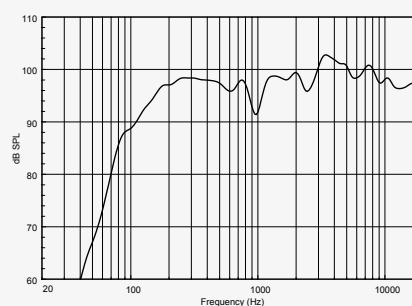
#### TRANSDUCERS

<b>LOW FREQUENCY:</b>	2 x 8" (203 mm) woofer with 2.5" (63.5 mm) voice coil
NOMINAL IMPEDANCE:	16 ohm
INPUT POWER RATING:	300 W AES; 1200 W Peak
SENSITIVITY:	95 dB, 1W @ 1m
<b>HIGH FREQUENCY:</b>	1.4" (35.6 mm) throat, 2.5" (63.5 mm) voice coil
NOMINAL IMPEDANCE:	8 ohm
INPUT POWER RATING:	90 W AES; 360 W Peak
SENSITIVITY:	110 dB, 1W @ 1m

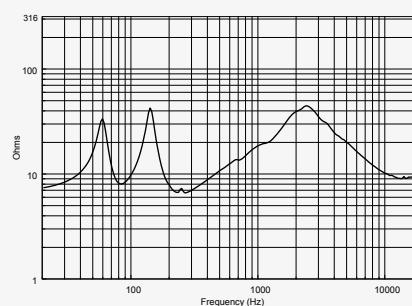
#### PHYSICAL

ENCLOSURE:	Trapezoidal, 2° Horizontal side angles, 15° Vertical side angle, 8 mm Polyethylene rotomoulded
RIGGING INSERTS:	4 x M8 + U-brackets and pair of spacers
COLOR:	Grey
GRILLE:	Custom perforated aluminium grille with open-cell fiber and water repellent woven fabric backing
INPUT CONNECTORS:	4 pole Amphenol
DIMENSIONS (H x W x D):	10.55" x 22.28" x 16.23"   268 x 566 x 250 mm
WEIGHT:	30.8 lb   14 kg

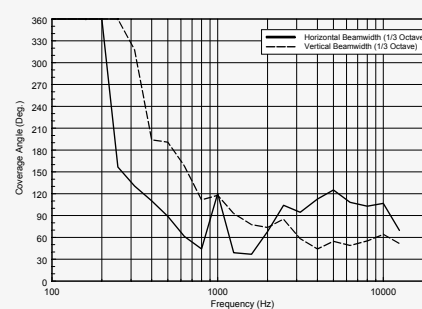
RESPONSE 1W/1m



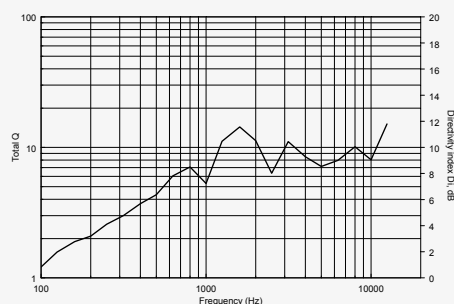
IMPEDANCE



BEAMWIDTH vs. FREQUENCY



DIRECTIVITY INDEX AND Q



1) Measured on axis in the far field with 1 watt (2.83V RMS, 8 ohm) input and referenced to 1 meter distance using the inverse square law. Listed sound pressure represents an average from 300 Hz to 3 kHz.

2) Using 20 Hz to 20 kHz, Pink Noise Spectrum, 2 hours, + 6 dB crest factor, with RMS voltage calculated on speaker minimum impedance.

3) Recommended Amplifier is a power capability value that should be taken as a guide.

# 3108

## P SERIES

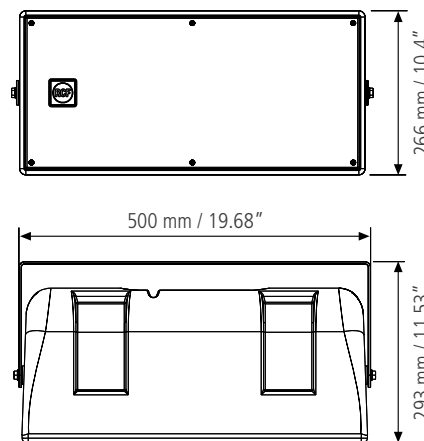
### P 3108

#### OUTDOOR/INDOOR TWO-WAY SPEAKER SYSTEM

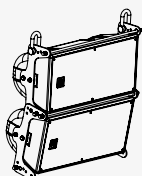
The P 3108 is a weatherproof full range, two-way line array speaker module, suitable for a variety of professional indoor or outdoor applications. The speaker can be installed individually or coupled in array configurations. The high-frequency section includes two constant directivity CMD horns, each loaded with a 1" RCF Precision neodymium compression driver, and a 1.5" diaphragm assembly for smooth, highly controlled coverage. The low-frequency section combines two 8" woofers with a 2.5" voice coil. The symmetrical arrangement of the transducers deliver a controlled horizontal dispersion with consistent directivity. Internal circuitry provides LICC crossover and Active Mosfet Compression Driver Protection (AMCDP). The single-piece roto-molded cabinet is fully UV protected, and is equipped with M8 (4x) brass inserts and one corrosion-resistant 316P stainless steel U-bracket. Connections to the amplifier are made through a watertight multi-pole connector. The front aluminum grille cover is powder coated with a water-repellent backing material, with a rotatable logo plate. The P3108 meets IP55 standard requirements (International Protection Rating).



- 125 dB Max SPL, 300W RMS
- Weatherproof IP55 cabinet with UV protection
- Rotomoulded single piece cabinet
- 90° x 60° constant directivity horn
- Two 8" high-output LF transducers with 2.5" voice coil
- Two RCF Precision 1.5" compression drivers
- Built-in LICC crossover with AMCDP protection
- Amphenol IP67 4 pole input connector
- Active Mosfet Compression Driver Protection
- LICC (Low Impedance Compensated Crossover) network



#### RELATED ACCESSORIES



**AC P08 A-BR** p.n. 13360118

Cluster brackets for P 3108 and P 1108T  
(including 4 brackets to cluster 2 speakers)





## SPECIFICATIONS

### P 3108

p.n. 13000198

#### ACOUSTICAL

FREQ. RANGE (-10 dB):	80 Hz ÷ 20 kHz
FREQ. RANGE (-3 dB):	100 Hz ÷ 20 kHz
HORIZ. COVERAGE ANGLE (-6 dB):	90°
VERTICAL COVERAGE ANGLE (-6 dB):	60°
DIRECTIVITY FACTOR Q:	11
SYSTEM SENSITIVITY:	94 dB, 1W @ 1m <sup>(1)</sup>
RATED MAXIMUM SPL:	125 dB, @ 1m
SYSTEM NOMINAL IMPEDANCE:	8 ohm
SYSTEM INPUT POWER RATING RMS:	300 W <sup>(2)</sup>
SYSTEM INPUT POWER RATING PEAK:	1200 W
RECOMMENDED AMPLIFIER:	600 W <sup>(3)</sup>
HF PROTECTION:	Dynamic
CROSSOVER:	1.8 kHz

#### TRANSDUCERS

<b>LOW FREQUENCY:</b>	8" (203 mm) woofer with 2.5" (63.5 mm) voice coil
NOMINAL IMPEDANCE:	8 ohm
INPUT POWER RATING:	300 W AES; 1200 W Peak
SENSITIVITY:	95 dB, 1W @ 1m
<b>HIGH FREQUENCY:</b>	1" (25 mm) throat, 2.5" (63.5 mm) voice coil
NOMINAL IMPEDANCE:	8 ohm
INPUT POWER RATING:	25 W AES; 100 W Peak
SENSITIVITY:	109 dB, 1W @ 1m

#### PHYSICAL

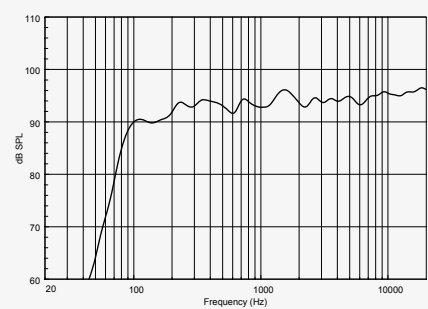
ENCLOSURE:	Trapezoidal, 2° Horizontal side angles, 15° Vertical side angle, 8 mm Polyethylene rotomoulded
RIGGING INSERTS:	4 x M8 + U-Bracket and Pair of spacers
COLOR:	Grey
GRILLE:	Custom perforated aluminium grille with open-cell fiber and water repellent woven fabric backing
INPUT CONNECTORS:	4 pole Amphenol
DIMENSIONS (H x W x D):	10.4" x 19.4" x 16.2"   266 x 493 x 250 mm
WEIGHT:	22 lb   10 kg

1) Measured on axis in the far field with 1 watt (2.83V RMS, 8 ohm) input and referenced to 1 meter distance using the inverse square law. Listed sound pressure represents an average from 300 Hz to 3 kHz.

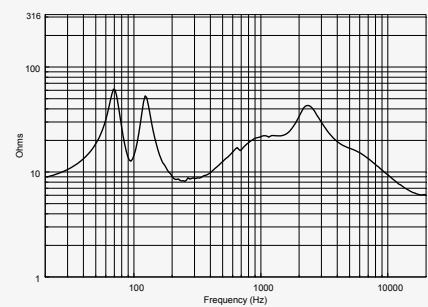
2) Using 20 Hz to 20 kHz, Pink Noise Spectrum, 2 hours, + 6 dB crest factor, with RMS voltage calculated on speaker minimum impedance.

3) Recommended Amplifier is a power capability value that should be taken as a guide.

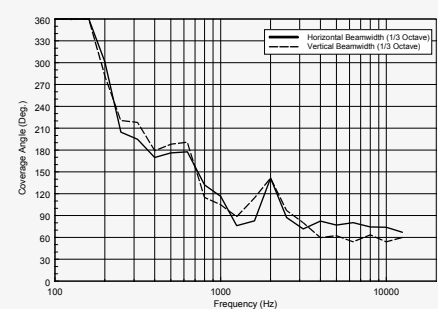
RESPONSE 1W/1m



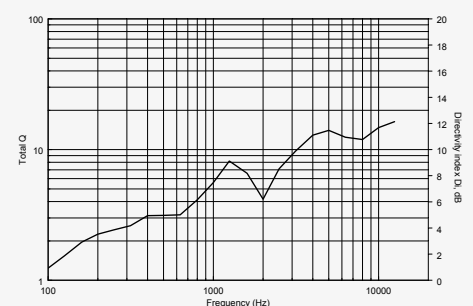
IMPEDANCE



BEAMWIDTH vs. FREQUENCY



DIRECTIVITY INDEX AND Q



# 1108

## P SERIES

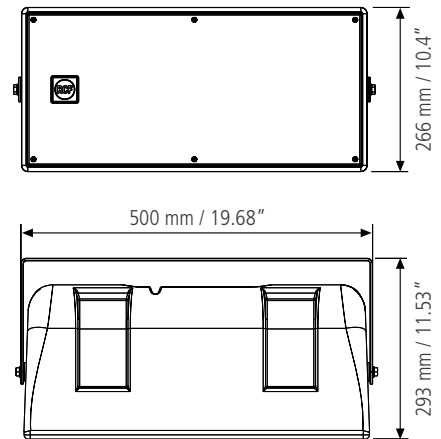
### P 1108T

#### OUTDOOR/INDOOR TWO-WAY SPEAKER SYSTEM

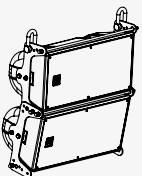
The P1108-T is a weatherproof full range, two-way line array speaker module, suitable for a variety of professional indoor or outdoor applications. The speaker can be installed individually or coupled in array configurations. The high-frequency section includes a constant directivity CMD horn-loaded enclosure with a 1" RCF Precision neodymium compression driver, and a 1.5" diaphragm assembly for smooth, highly-controlled coverage. The low-frequency section features an 8" woofer with a 1.5" voice coil. The P 1108T also features a selectable line transformer for 70 - 100 volt applications, with built-in LICC crossover, and Active Mosfet Compression Driver Protection (AMCDP). The single-piece rotomolded cabinet is fully UV protected, available in white or black color, and is equipped with M8 (4x) brass inserts and one electroplated steel U-bracket. The aluminum grille cover is powder coated with a water-repellent backing material, and a rotatable logo plate. The P 1108T meets IP-55 standard requirements (International Protection Rating).



- 121 dB Max SPL, 100W RMS
- Weatherproof cabinet IP55 with UV protection
- Line transformer
- 90° x 60° constant directivity horn
- Rotomoulded cabinet available in white or black
- Built-in passive LICC crossover with AMCDP protection
- One 8" high-output LF transducer with a 1.5" voice coil
- One RCF Precision 1.5" Neodymium Compression Driver
- Active Mosfet Compression Driver Protection
- LICC (Low Impedance Compensated Crossover) network



#### RELATED ACCESSORIES



**AC P08 A-BR** p.n. 13360118

Cluster brackets for P 3108 and P 1108T  
(including 4 brackets to cluster 2 speakers)







## SPECIFICATIONS

### P 1108T

p.n. 13000203 Grey - p.n. 13100084 White

#### ACOUSTICAL

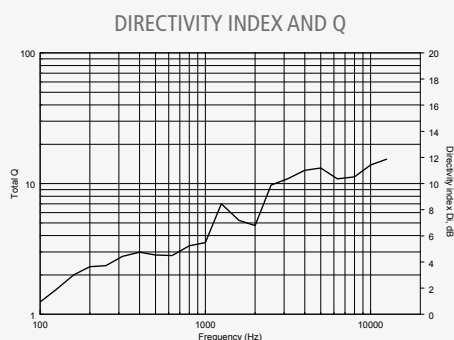
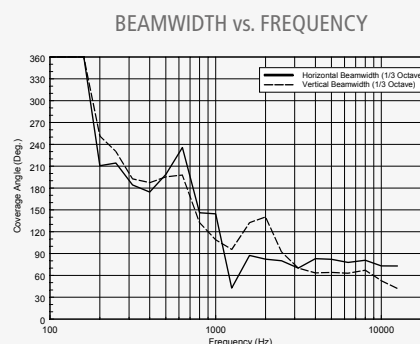
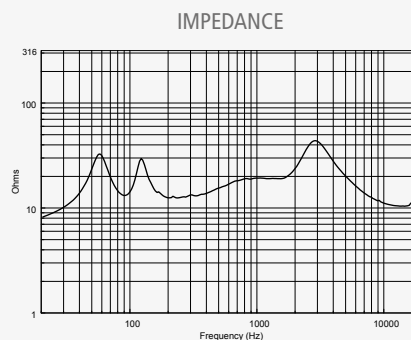
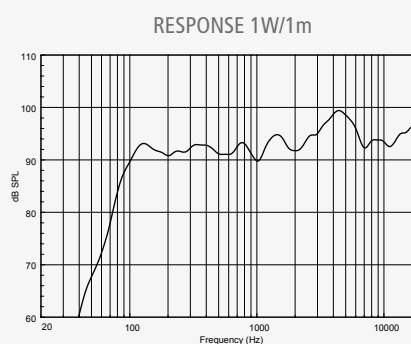
FREQ. RANGE (-10 dB):	80 Hz ÷ 20 kHz
FREQ. RANGE (-3 dB):	110 Hz ÷ 20 kHz
HORIZ. COVERAGE ANGLE (-6 dB):	90°
VERTICAL COVERAGE ANGLE (-6 dB):	60°
DIRECTIVITY FACTOR Q:	11
SYSTEM SENSITIVITY:	95 dB, 1W @ 1m <sup>(1)</sup>
RATED MAXIMUM SPL:	121 dB, @ 1m
SYSTEM NOMINAL IMPEDANCE:	16 ohm
SYSTEM INPUT POWER RATING RMS:	100 W <sup>(2)</sup>
SYSTEM INPUT POWER RATING PEAK:	400 W
RECOMMENDED AMPLIFIER:	200 W <sup>(3)</sup>
CONSTANT VOLTAGE LINE:	70/100 V
SELECTABLE POWER:	70V/30W, 15W - 100V/60W, 30W
HF PROTECTION:	PTC
CROSSOVER:	2.2 kHz

#### TRANSDUCERS

<b>LOW FREQUENCY:</b>	8" (203 mm) woofer with 1.5" (38 mm) voice coil
NOMINAL IMPEDANCE:	16 ohm
INPUT POWER RATING:	100 W AES; 400 W Peak
SENSITIVITY:	94 dB, 1W @ 1m
<b>HIGH FREQUENCY:</b>	1" (25 mm) throat, 1.5" (38 mm) voice coil
NOMINAL IMPEDANCE:	8 ohm
INPUT POWER RATING:	20 W AES; 80 W Peak
SENSITIVITY:	107 dB, 1W @ 1m

#### PHYSICAL

ENCLOSURE:	Trapezoidal, 2° Horizontal side angles, 15° Vertical side angle, 8 mm Polyethylene rotomoulded
RIGGING INSERTS:	4 x M8 + U-Bracket and Pair of spacers
COLOR:	Grey
GRILLE:	Custom perforated aluminium grille with open-cell fiber and water repellent woven fabric backing
INPUT CONNECTORS:	4 x 1.5 mm square 2m Neoprene cable
DIMENSIONS (H x W x D):	10.4" x 19.4" x 16.2"   266 x 493 x 250 mm
WEIGHT:	26.01 lb   11.8 kg



1) Measured on axis in the far field with 1 watt (2.83V RMS, 8 ohm) input and referenced to 1 meter distance using the inverse square law. Listed sound pressure represents an average from 300 Hz to 3 kHz.

2) Using 20 Hz to 20 kHz, Pink Noise Spectrum, 2 hours, + 6 dB crest factor, with RMS voltage calculated on speaker minimum impedance.

3) Recommended Amplifier is a power capability value that should be taken as a guide.

# P 6215

## P SERIES

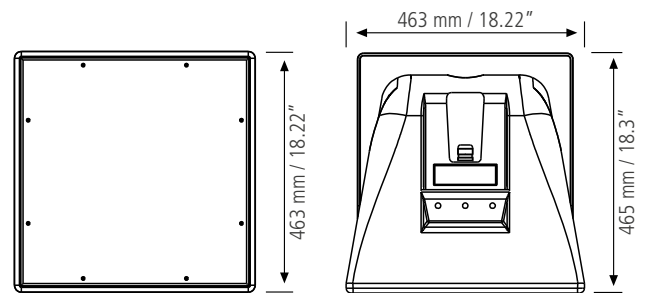


### P 6215

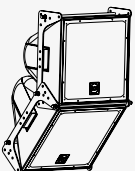
#### OUTDOOR/INDOOR TWO-WAY COAXIAL SPEAKER SYSTEM

The P 6215 is a weatherproof full range, wide-dispersion, coaxial two-way loudspeaker system for very high output and long-throw applications. The speaker can be installed individually or coupled in array configurations. The low-frequency transducer is a 15" neodymium woofer with a 3" voice coil. The high-frequency section combines a 1.3" neodymium RCF Precision compression driver with a 2.5" diaphragm assembly centrally mounted in the throat of the LF driver and loaded on a constant directivity CMD horn for smooth, wide dispersion. Internal circuit provides low crossover frequency for accurate vocal intelligibility and Active Mosfet Compression Driver Protection (AMCDP). The cabinet is a single-piece roto-molded medium density polyethylene, fully UV protected, equipped with M10 brass inserts (12x), and one durable and corrosion-resistant 316P stainless steel U-Bracket with f spacers (2x) for 90° mounting. The aluminum grille cover is powder coated with a water-repellent backing material, and has a rotatable logo plate. The P 6215 meets IP55 standard requirements (International Protection Rating).

- 134 dB SPL Max, 600W RMS
- Weatherproof IP55 cabinet with UV protection
- Rotomoulded cabinet available in white or black
- 60° x 60° conical CMD horn
- One 15" high-output neodymium LF transducer
- One RCF Precision 2.5" neodymium C. Driver
- Active Mosfet Compression Driver Protection
- 12 brass suspension points (M10)



#### RELATED ACCESSORIES



**C-BR 2X P15** p.n. 13360094

Kit including 4 cluster brackets for P 6215  
(4 brackets cluster 2 speakers)





## SPECIFICATIONS

### P 6215

p.n. 13000131 Grey - p.n. 13100083 White

#### ACOUSTICAL

FREQ. RANGE (-10 dB):	75 Hz ÷ 20 kHz
FREQ. RANGE (-3 dB):	120 Hz ÷ 20 kHz
HORIZ. COVERAGE ANGLE (-6 dB):	60°
VERTICAL COVERAGE ANGLE (-6 dB):	60°
DIRECTIVITY FACTOR Q:	12.8
SYSTEM SENSITIVITY:	100 dB, 1W @ 1m <sup>(1)</sup>
RATED MAXIMUM SPL:	134 dB, @ 1m
SYSTEM NOMINAL IMPEDANCE:	8 ohm
SYSTEM INPUT POWER RATING RMS:	600 W <sup>(2)</sup>
SYSTEM INPUT POWER RATING PEAK:	2400 W
RECOMMENDED AMPLIFIER:	1200 W <sup>(3)</sup>
HF PROTECTION:	Dynamic
CROSSOVER:	1.1 kHz

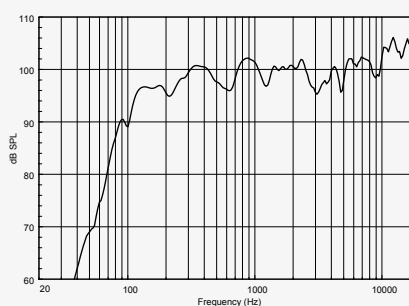
#### TRANSDUCERS

<b>LOW FREQUENCY:</b>	15" neo (380 mm) woofer with 3" (75 mm) voice coil
NOMINAL IMPEDANCE:	8 ohm
INPUT POWER RATING:	450 W AES; 900 W Peak
SENSITIVITY:	101 dB, 1W @ 1m
<b>HIGH FREQUENCY:</b>	1.3" neo (33 mm) throat, 2.5" (64 mm) voice coil
NOMINAL IMPEDANCE:	8 ohm
INPUT POWER RATING:	90 W AES; 180 W Peak
SENSITIVITY:	108 dB, 1W @ 1m

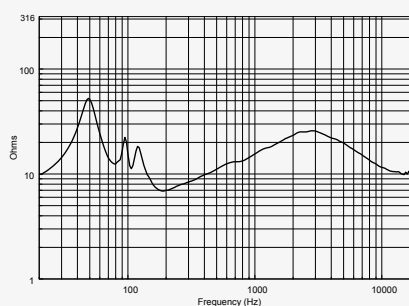
#### PHYSICAL

ENCLOSURE:	Trapezoidal, 10° Horizontal side angles, 20° Vertical side angle, 8 mm Polyethylene rotomoulded
RIGGING INSERTS:	12 x M10 + U-brackets and pair of spacers
COLOR:	Grey
GRILLE:	Custom perforated aluminium grille with open-cell fiber and water repellent woven fabric backing
INPUT CONNECTORS:	2 x 2.5mm square, 5m Neoprene cable
DIMENSIONS (H x W x D):	18.23" x 18.23" x 17.05"   463 x 463 x 433 mm
WEIGHT:	37.48 lb   17 kg

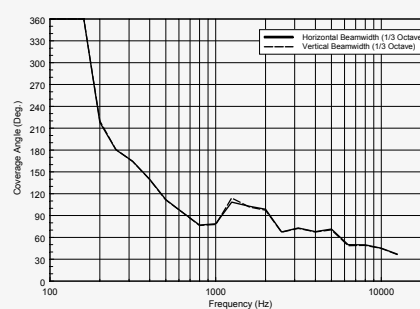
RESPONSE 1W/1m



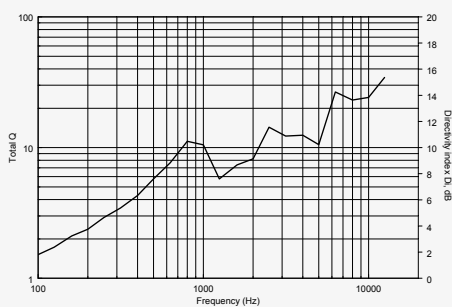
IMPEDANCE



BEAMWIDTH vs. FREQUENCY



DIRECTIVITY INDEX AND Q



1) Measured on axis in the far field with 1 watt (2.83V RMS, 8 ohm) input and referenced to 1 meter distance using the inverse square law. Listed sound pressure represents an average from 300 Hz to 3 kHz.

2) Using 20 Hz to 20 kHz, Pink Noise Spectrum, 2 hours, + 6 dB crest factor, with RMS voltage calculated on speaker minimum impedance.

3) Recommended Amplifier is a power capability value that should be taken as a guide.

# 3115

## P SERIES

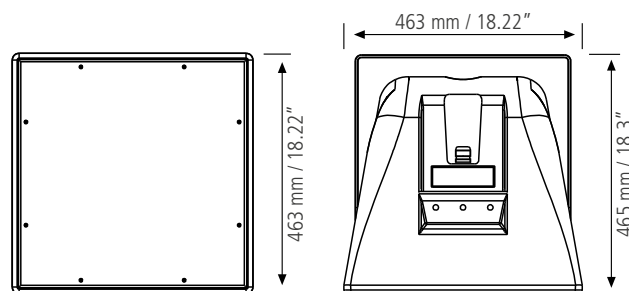


### P 3115T

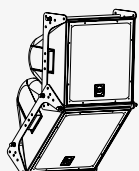
#### OUTDOOR/INDOOR TWO-WAY COAXIAL SPEAKER SYSTEM

The P 3115-T is a weatherproof full range, wide-dispersion, coaxial two-way loudspeaker system for a variety of professional indoor or outdoor applications. The speaker can be installed individually or coupled in array configurations. The low-frequency transducer is a 15" woofer with a 3" voice coil. The high-frequency section combines a 1.3" RCF Precision compression driver with a 2.5" diaphragm assembly centrally mounted in the throat of the LF driver and loaded on a constant directivity CMD horn for smooth, wide dispersion. The P3115-T features a selectable line transformer for 70 - 100 volt applications, built-in LICC crossover, and Active Mosfet Compression Driver Protection (AMCDP). The cabinet is a single-piece roto-molded medium density polyethylene, fully UV protected, equipped with M10 brass inserts (12x), and a durable and corrosion-resistant 316P stainless steel U-Bracket with spacers (2x) for 90° mounting. The aluminum grille cover is powder coated with a water-repellent backing material, and has a rotatable logo plate. The P 3115-T meets IP55 standard requirements (International Protection Rating).

- 129 dB SPL Max, 300W RMS
- Weatherproof IP55 cabinet with UV protection
- Line Transformer
- 90° x 60° CMD constant directivity horn
- 15" high-output LF transducer with 3" voice coil
- RCF Precision 1.3" C. Driver with 2.5" voice coil
- 12 brass suspension points (M10)
- Rotomoulded cabinet available in white or black
- Active Mosfet Compression Driver Protection



#### RELATED ACCESSORIES



**C-BR 2X P15** p.n. 13360094

Kit including 4 cluster brackets for P 3115T  
(4 brackets cluster 2 speakers)





## SPECIFICATIONS

### P 3115T

p.n. 13000135 Grey - p.n. 13100082 White

#### ACOUSTICAL

FREQ. RANGE (-10 dB):	75 Hz ÷ 20 kHz
FREQ. RANGE (-3 dB):	100 Hz ÷ 20 kHz
HORIZ. COVERAGE ANGLE (-6 dB):	90°
VERTICAL COVERAGE ANGLE (-6 dB):	60°
DIRECTIVITY FACTOR Q:	13.3
SYSTEM SENSITIVITY:	98 dB, 1W @ 1m <sup>(1)</sup>
RATED MAXIMUM SPL:	129 dB, @ 1m
SYSTEM NOMINAL IMPEDANCE:	16 ohm
SYSTEM INPUT POWER RATING RMS:	300 W <sup>(2)</sup>
SYSTEM INPUT POWER RATING PEAK:	1200 W
RECOMMENDED AMPLIFIER:	600 W <sup>(3)</sup>
CONSTANT VOLTAGE LINE:	70/100 V
SELECTABLE POWER:	70V/60W, 30W - 100V/120W, 60W
HF PROTECTION:	Dynamic
CROSSOVER:	1.3 kHz

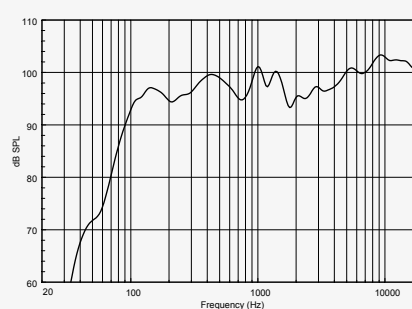
#### TRANSDUCERS

<b>LOW FREQUENCY:</b>	15" neo (380 mm) woofer with 2.5" (63.5 mm) voice coil
NOMINAL IMPEDANCE:	16 ohm
INPUT POWER RATING:	250 W AES; 500 W Peak
SENSITIVITY:	98 dB, 1W @ 1m
<b>HIGH FREQUENCY:</b>	1" neo (25 mm) throat, 1.5" (38 mm) voice coil
NOMINAL IMPEDANCE:	8 ohm
INPUT POWER RATING:	25 W AES; 50 W Peak
SENSITIVITY:	108 dB, 1W @ 1m

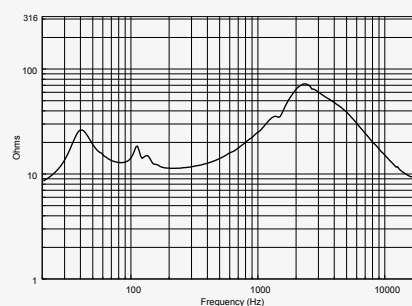
#### PHYSICAL

ENCLOSURE:	Trapezoidal, 10° Horizontal side angles, 20° Vertical side angle, 8 mm Polyethylene rotomoulded
RIGGING INSERTS:	12 x M10 + U-brackets and pair of spacers
COLOR:	Grey
GRILLE:	Custom perforated aluminium grille with open-cell fiber and water repellent woven fabric backing
INPUT CONNECTORS:	4 x 1.5mm square, 5m Neoprene cable
DIMENSIONS (H x W x D):	18.23" x 18.23" x 17.05"   463 x 463 x 433 mm
WEIGHT:	40.57 lb   18.4 kg

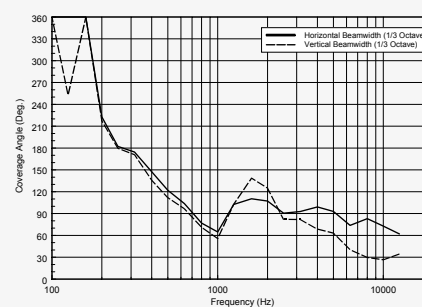
RESPONSE 1W/1m



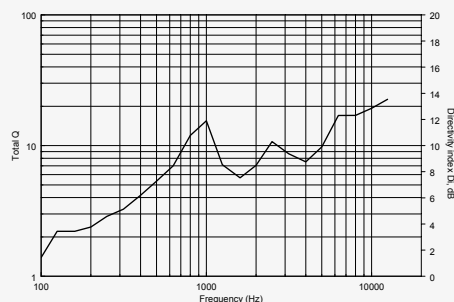
IMPEDANCE



BEAMWIDTH vs. FREQUENCY



DIRECTIVITY INDEX AND Q



1) Measured on axis in the far field with 1 watt (2.83V RMS, 8 ohm) input and referenced to 1 meter distance using the inverse square law. Listed sound pressure represents an average from 300 Hz to 3 kHz.

2) Using 20 Hz to 20 kHz, Pink Noise Spectrum, 2 hours, + 6 dB crest factor, with RMS voltage calculated on speaker minimum impedance.

3) Recommended Amplifier is a power capability value that should be taken as a guide.

# 2110

## P SERIES

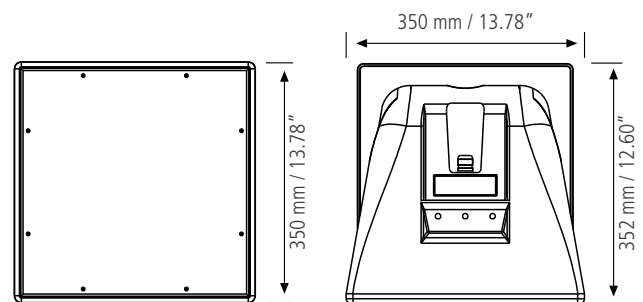
### P 2110T

#### OUTDOOR/INDOOR TWO-WAY COAXIAL SPEAKER SYSTEM

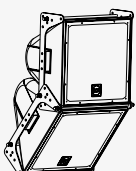
The P 2110-T is a weatherproof full range, wide-dispersion, coaxial two-way loudspeaker system for a variety of professional indoor or outdoor applications. The speaker can be installed individually or coupled in array configurations. The low-frequency transducer is a 10" woofer with a 2.5" voice coil. The high-frequency section combines a 1" RCF Precision compression driver with a 1.5" diaphragm assembly centrally-mounted in the throat of the LF driver, and loaded on a constant directivity CMD horn for smooth, wide dispersion. The P3115-T features a selectable line transformer for 70 - 100 volt applications, built-in LICC crossover, and Active Mosfet Compression Driver Protection (AMCDP). The cabinet is a single-piece roto-molded medium density polyethylene and is fully UV protected. Included are M10 brass inserts (12 x) and one durable corrosion-resistant 316P stainless steel U-Bracket with spacers (2x) for 90° mounting. The aluminum grille cover is powder coated with a water-repellent backing material, and a rotatable logo plate. The P 2110T meets IP-55 standard requirements (International Protection Rating).



- 124 dB SPL Max, 200W RMS
- Weatherproof IP55 cabinet with UV protection
- Line transformer
- 90° x 40° CMD constant directivity horn
- 10" high-output LF transducer with 2.5" voice coil
- RCF Precision 1" C. Driver with 1.5" voice coil
- 12 brass suspension points (M10)
- Roto-moulded single piece cabinet
- Active Mosfet Compression Driver Protection
- LICC (Low Impedance Compensated Crossover) network



#### RELATED ACCESSORIES



#### C-BR 2X P10

p.n. 13360095

Kit including 4 brackets to cluster 2 P 2110T speakers





## SPECIFICATIONS

### P 2110T

p.n. 13000125

#### ACOUSTICAL

FREQ. RANGE (-10 dB):	95 Hz ÷ 20 kHz
FREQ. RANGE (-3 dB):	120 Hz ÷ 20 kHz
HORIZ. COVERAGE ANGLE (-6 dB):	90°
VERTICAL COVERAGE ANGLE (-6 dB):	40°
DIRECTIVITY FACTOR Q:	11
SYSTEM SENSITIVITY:	95 dB, 1W @ 1m <sup>(1)</sup>
RATED MAXIMUM SPL:	124 dB, @ 1m
SYSTEM NOMINAL IMPEDANCE:	16 ohm
SYSTEM INPUT POWER RATING RMS:	200 W <sup>(2)</sup>
SYSTEM INPUT POWER RATING PEAK:	800 W
RECOMMENDED AMPLIFIER:	400 W <sup>(3)</sup>
CONSTANT VOLTAGE LINE:	70/100 V
SELECTABLE POWER:	70V/30W, 15W - 100V/60W, 30W
HF PROTECTION:	Dynamic
CROSSOVER:	2 kHz

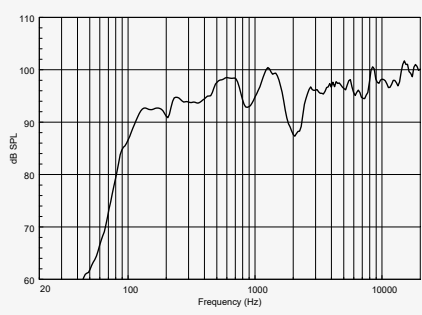
#### TRANSDUCERS

<b>LOW FREQUENCY:</b>	10" (254 mm) woofer with 2.5" (63.5 mm) voice coil
NOMINAL IMPEDANCE:	16 ohm
INPUT POWER RATING:	180 W AES; 720 W Peak
SENSITIVITY:	95 dB, 1W @ 1m
<b>HIGH FREQUENCY:</b>	1" (25 mm) throat, 1.5" (38 mm) voice coil
NOMINAL IMPEDANCE:	8 ohm
INPUT POWER RATING:	25 W AES; 100 W Peak
SENSITIVITY:	106 dB, 1W @ 1m

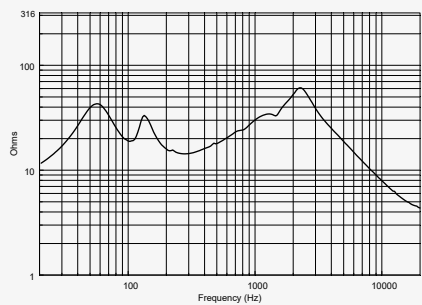
#### PHYSICAL

ENCLOSURE:	Trapezoidal, 10° Horizontal side angles, 20° Vertical side angle, 8 mm Polyethylene rotomoulded
RIGGING INSERTS:	12 x M8 + U-brackets and pair of spacers
COLOR:	Grey
GRILLE:	Custom perforated aluminium grille with open-cell fiber and water repellent woven fabric backing
INPUT CONNECTORS:	4 x 1.5mm square, 5m Neoprene cable
DIMENSIONS (H x W x D):	13.78" x 13.78" x 12.60"   350 x 350 x 320 mm
WEIGHT:	29.75 lb   13.5 kg

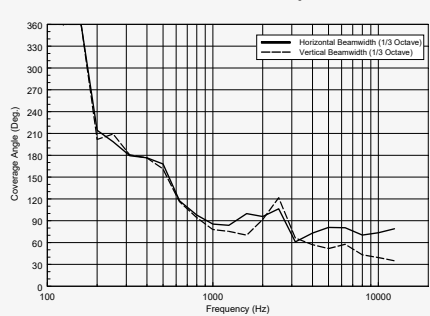
RESPONSE 1W/1m



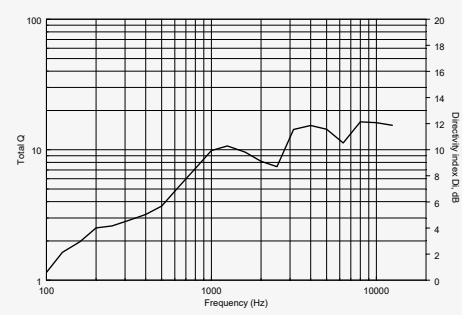
IMPEDANCE



BEAMWIDTH vs. FREQUENCY



DIRECTIVITY INDEX AND Q



1) Measured on axis in the far field with 1 watt (2.83V RMS, 8 ohm) input and referenced to 1 meter distance using the inverse square law. Listed sound pressure represents an average from 300 Hz to 3 kHz.  
 2) Using 20 Hz to 20 kHz, Pink Noise Spectrum, 2 hours, + 6 dB crest factor, with RMS voltage calculated on speaker minimum impedance.  
 3) Recommended Amplifier is a power capability value that should be taken as a guide.

# 8015

## P SERIES

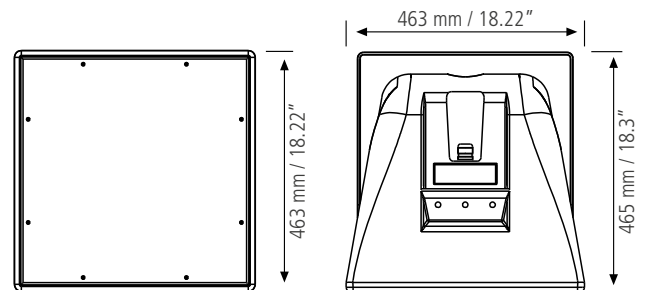


### P 8015S

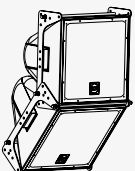
#### OUTDOOR/INDOOR SUBWOOFER

P 8015-S is a weatherproof bass reflex subwoofer equipped with a 15" low-frequency neodymium transducer with a 4" voice coil offering power and efficiency for a variety of professional outdoor or indoor applications. The P8015-S has been specifically designed to reinforce the low-frequency range in P Series speakers array systems. The cabinet is a single piece rotational-molded medium density polyethylene, fully UV protected. The cabinet is equipped with M10 brass inserts (12x), a durable and corrosion-resistant stainless steel U-Bracket and spacers (2x) for 90° mounting. The aluminum grille cover is powder coated with a water-repellent fabric backing. The P 8015S meets IP55 standard requirements (International Protection Rating).

- 132 dB max SPL, 800 W RMS
- Weatherproof IP55 cabinet with UV protection
- Rotomoulded single piece cabinet
- Aluminum grille and 316P stainless steel bracket
- Arrayable bass-reflex compact subwoofer
- 15" high power neodymium woofer with 4" voice coil
- 12 brass suspension points (M10)



#### RELATED ACCESSORIES



#### C-BR 2X P15

p.n. 13360094

Kit including 4 cluster brackets for P 8015S  
(4 brackets cluster 2 speakers)







## SPECIFICATIONS

### P 8015S

p.n. 13000230

#### ACOUSTICAL

FREQ. RANGE (-10 dB):	50 Hz ÷ 200 Hz
SYSTEM SENSITIVITY:	97 dB, 1W @ 1m <sup>(1)</sup>
RATED MAXIMUM SPL:	132 dB, @ 1m
SYSTEM NOMINAL IMPEDANCE:	8 ohm
SYSTEM INPUT POWER RATING RMS:	800 W <sup>(2)</sup>
SYSTEM INPUT POWER RATING PEAK:	3200 W
RECOMMENDED AMPLIFIER:	1600 W <sup>(3)</sup>

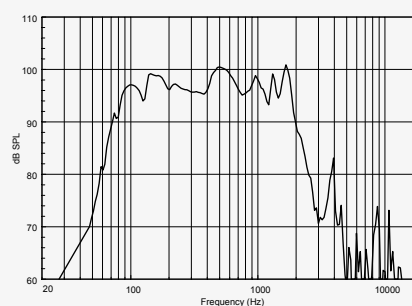
#### TRANSDUCERS

LOW FREQUENCY:	15" (380 mm) woofer with 4" (100 mm) voice coil
NOMINAL IMPEDANCE:	8 ohm
INPUT POWER RATING:	900 W AES; 1800 W Peak
SENSITIVITY:	97 dB, 1W @ 1m

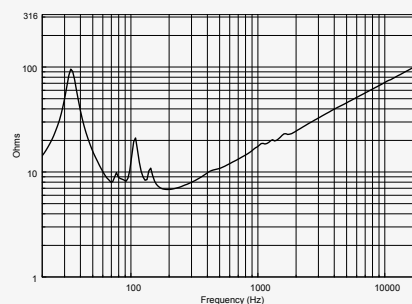
#### PHYSICAL

ENCLOSURE:	Trapezoidal, 10° Horizontal side angles, 20° Vertical side angle, 8 mm Polyethylene rotomoulded
RIGGING INSERTS:	12 x M10 + U-brackets and pair of spacers
COLOR:	Grey
GRILLE:	Custom perforated aluminium grille with open-cell fiber and water repellent woven fabric backing
INPUT CONNECTORS:	2 x 2.5mm square, 5m Neoprene cable
DIMENSIONS (H x W x D):	18.23" x 18.23" x 17.05"   463 x 463 x 433 mm
WEIGHT:	36.38 lb   16.5 kg

RESPONSE 1W/1m



IMPEDANCE



1) Measured on axis in the far field with 1 watt (2.83V RMS, 8 ohm) input and referenced to 1 meter distance using the inverse square law. Listed sound pressure represents an average from 300 Hz to 3 kHz.

2) Using 20 Hz to 20 kHz, Pink Noise Spectrum, 2 hours, + 6 dB crest factor, with RMS voltage calculated on speaker minimum impedance.

3) Recommended Amplifier is a power capability value that should be taken as a guide.

# 725 ART SERIES

## ART 725 MK4

### PASSIVE TWO-WAY SPEAKER

The P2110-T is a weatherproof full range, wide-dispersion, coaxial two way loudspeaker system offering substantial power and efficiency for a variety of professional indoor or outdoor applications. The high-frequency section is a constant directivity CMD horn loaded to a 1" RCF Precision compression driver with a 1.50" diaphragm assembly for smooth, wide dispersion. The low-frequency transducer is a 15" woofer with a 2.5" voice coil. The cabinet is a single piece rotational moulded in medium density polyethylene, fully UV protected. The cabinet is equipped with 12 x M 8 brass inserts, a stainless steel U-Bracket and pair of spacers for 90° mounting. The front logo is in aluminium and rotatable. The grille is in custom perforated aluminium with open-cell fibres and water repellent woven fabric backing. The system features a selectable line transformer for 70 - 100 Volt applications. P 2110-T is suitable for indoor and outdoor applications/installations, it meets the requirements of IP 55 code (International Protection Rating).

- 133 dB Max SPL
- 650 W AES power handling
- 1.4" Titanium C. Driver, 3.0" v.c. Neodymium
- 15" woofer, high power, 3.5" voice coil
- 1400 Hz crossover point for perfect vocal reproduction
- 90°x60°, wide dispersion constant directivity horn



#### 3.0" SUPERIOR COMPRESSION DRIVERS

The ART 725 is a unique speaker in its category. The titanium dome, 3.0" voice coil neodymium compression driver offers a unique vocal clarity and sound projection.

#### RELATED ACCESSORIES



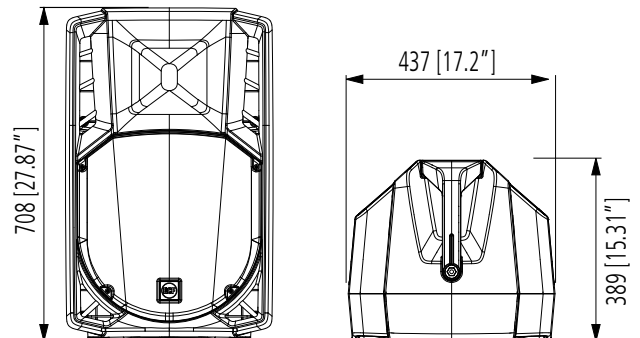
**H-BR 2X ART 715** p.n. 13360105

Horizontal bracket. Adjustable inclination.



**CVR ART 725** p.n. 13360115

Protection cover for ART 725. Protects the speaker from scratches and hits. Strong nylon construction.



#### POWERFUL WOOFER

The 15" neodymium woofer offers an extremely linear response and a precise, deep low frequency control. The transducers are produced using the most advanced assembly technologies.

#### COMPONENT SAFETY

LICC (Low Impedance Compensated Crossover) with aluminium housed resistors and integrated heat sink to improve durability.



## SPECIFICATIONS

### ART 725 MK4

p.n. 13000548

#### ACOUSTICAL

FREQ. RANGE (-10 dB):	55 Hz ÷ 20 kHz
HORIZ. COVERAGE ANGLE (-6 dB):	90°
VERTICAL COVERAGE ANGLE (-6 dB):	60°
DIRECTIVITY FACTOR Q:	11
SYSTEM SENSITIVITY:	99 dB, 1W @ 1m <sup>(1)</sup>
RATED MAXIMUM SPL:	133 dB, @ 1m
SYSTEM NOMINAL IMPEDANCE:	8 ohm
SYSTEM INPUT POWER RATING RMS:	650 W <sup>(2)</sup>
SYSTEM INPUT POWER RATING PEAK:	1300 W
CROSSOVER:	1.4 kHz

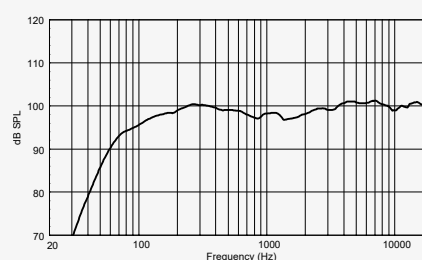
#### TRANSDUCERS

<b>LOW FREQUENCY:</b>	15" (380 mm) woofer with 3.5" (90 mm) voice coil
NOMINAL IMPEDANCE:	8 ohm
INPUT POWER RATING:	650 W AES; 1300 W Peak
SENSITIVITY:	98 dB, 1W @ 1m
<b>HIGH FREQUENCY:</b>	1.4" (38 mm) throat, 3" (75 mm) voice coil
NOMINAL IMPEDANCE:	8 ohm
INPUT POWER RATING:	110 W AES; 220 W Peak
SENSITIVITY:	109 dB, 1W @ 1m

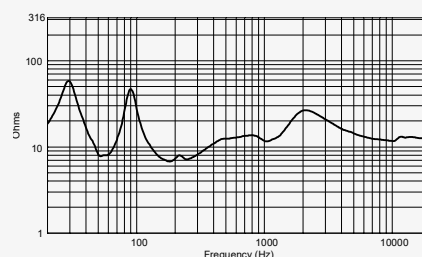
#### PHYSICAL

RIGGING INSERTS:	2 x M10
HANDLES:	1 Top, 2 Side
COLOR:	Black
GRILLE:	Steel
INPUT CONNECTORS:	Speakon
DIMENSIONS (H x W x D):	27.87" x 17.2" x 15.31"   708 x 437 x 389 mm
WEIGHT:	45.19 lb   20.5 kg

RESPONSE 1W/1m



IMPEDANCE



1) Measured on axis in the far field with 1 watt (2.83V RMS, 8 ohm) input and referenced to 1 meter distance using the inverse square law. Listed sound pressure represents an average from 300 Hz to 3 kHz.

2) Using 20 Hz to 20 kHz, Pink Noise Spectrum, 2 hours, + 6 dB crest factor, with RMS voltage calculated on speaker minimum impedance.

3) Recommended Amplifier is a power capability value that should be taken as a guide.

# 3 ART SERIES

## ART 3 SERIES

### MULTIPURPOSE TWO-WAY PASSIVE SPEAKERS

During the last fifteen years RCF transitioned into the forefront of passive and active loudspeaker technology, from the introduction of the original ART series to many prominent speaker systems conceived and designed in our laboratories. We have over the years grown to understand the best ways to use the extra degree of freedom that an injection moulded cabinet offers and in interpreting how such a cabinet and transducers interact each other. The ART passive speakers have been designed for live sound reinforcement as well as distributed sound systems for clubs and music venues. All models are equipped with extremely high quality RCF Precision compression drivers and high power woofers to offer unparalleled performance in both fixed installation and live situations.

- 129 dB Max SPL
- 300 W AES power handling
- Dual Speakon IN/OUT
- 1" HF driver, mylar dome, 1.5" voice coil
- Finely tuned crossover
- High power handling low impedance crossover design



### SUPERIOR TRANSDUCERS

Woofers and compression drivers are precision built taking advantage of RCF's technologies and a wealth of professional knowledge and experience dedicated to achieving extremely high standards.



Every ART model can be used in the standard or stage monitor configuration



### BRING ART WITH YOU

The sturdy, ergonomic cabinet is easy to carry, thanks to either the handle at the top or the practical handles on both sides.

### RELATED ACCESSORIES



**CVR ART 312** p.n. 13360043

Protection cover for all ART 315 and Art 312.



**CVR ART 310** p.n. 13360044

Protection cover for ART 310.



**H-BR ART 310**  
p.n. 13360042

Pair of horizontal supports for ART 310.



**V-BR ART 312**  
p.n. 13360010

Vertical bracket for mounting an ART speaker on the wall.



**H-BR ART 312**  
p.n. 13360011

Horizontal bracket for mounting an ART speaker on the wall.



## SPECIFICATIONS

### ART 315 MK4

p.n. 13000587

### ART 312 MK4

p.n. 13000586

### ART 310 MK4

p.n. 13000585

#### ACOUSTICAL

FREQ. RANGE (-10 dB):	50 Hz ÷ 20 kHz	50 Hz ÷ 20 kHz	50 Hz ÷ 20 kHz
HORIZ. COVERAGE ANGLE (-6 dB):	90°	90°	90°
VERTICAL COVERAGE ANGLE (-6 dB):	60°	60°	70°
SYSTEM SENSITIVITY:	99 dB, 1W @ 1m <sup>(1)</sup>	97 dB, 1W @ 1m <sup>(1)</sup>	97 dB, 1W @ 1m <sup>(1)</sup>
RATED MAXIMUM SPL:	128 dB, @ 1m	127 dB, @ 1m	127 dB, @ 1m
SYSTEM NOMINAL IMPEDANCE:	8 ohm	8 ohm	8 ohm
SYSTEM INPUT POWER RATING RMS:	300 W <sup>(2)</sup>	300 W <sup>(2)</sup>	300 W <sup>(2)</sup>
SYSTEM INPUT POWER RATING PEAK:	1200 W	1200 W	1200 W
RECOMMENDED AMPLIFIER:	600 W <sup>(3)</sup>	600 W <sup>(3)</sup>	600 W <sup>(3)</sup>
HF PROTECTION:	Electronic	Electronic	Electronic
CROSSOVER:	1.8 kHz	1.8 kHz	1.8 kHz

#### TRANSDUCERS

<b>LOW FREQUENCY:</b>	15" (380 mm) woofer 2.5" (64 mm) voice coil	12" (304 mm) woofer 2.5" (64 mm) voice coil	10" (254 mm) woofer 2" (51 mm) voice coil
NOMINAL IMPEDANCE:	8 ohm	8 ohm	8 ohm
INPUT POWER RATING:	300 W AES; 600 W Peak	300 W AES; 600 W Peak	250 W AES; 500 W Peak
SENSITIVITY:	100 dB, 1W @ 1m	98 dB, 1W @ 1m	96 dB, 1W @ 1m
<b>HIGH FREQUENCY:</b>	1" (25 mm) throat 1.5" (35.5 mm) voice coil	1" (25 mm) throat 1.5" (35.5 mm) voice coil	1" (25 mm) throat 1.5" (35.5 mm) voice coil
NOMINAL IMPEDANCE:	8 ohm	8 ohm	8 ohm
INPUT POWER RATING:	25 W AES; 50 W Peak	25 W AES; 50 W Peak	25 W AES; 50 W Peak
SENSITIVITY:	109 dB, 1W @ 1m	109 dB, 1W @ 1m	109 dB, 1W @ 1m

#### PHYSICAL

RIGGING INSERTS:	4 x M10 Flying p.	4 x M10 Flying p.	2 x M10 Flying p.
HANDLES:	2 side, 1 Top	2 side, 1 Top	1 Top
COLOR:	Black	Black	Black
INPUT CONNECTORS:	2 NL4 Speakon	2 NL4 Speakon	2 NL4 Speakon
DIMENSIONS (H x W x D):	26.77" x 15.94" x 13.58" 680 x 405 x 345 mm	26.77" x 15.94" x 13.58" 680 x 405 x 345 mm	21.14" x 13.27" x 12.36" 537 x 337 x 314 mm
WEIGHT:	37.48 lb   17 kg	35.27 lb   16 kg	28.66 lb   13 kg

1) Measured on axis in the far field with 1 watt (2.83V RMS, 8 ohm) input and referenced to 1 meter distance using the inverse square law. Listed sound pressure represents an average from 300 Hz to 3 kHz.

2) Using 20 Hz to 20 kHz, Pink Noise Spectrum, 2 hours, + 6 dB crest factor, with RMS voltage calculated on speaker minimum impedance.

3) Recommended Amplifier is a power capability value that should be taken as a guide.

# SUB SERIES

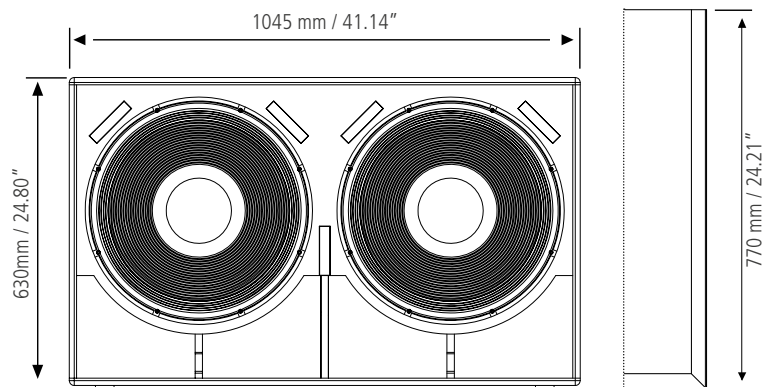
## S 8028 II

### BASS REFLEX SUBWOOFER

The S8028 II is a very high-output, high power bass reflex subwoofer. The system is equipped with two advanced, hyperventilated 18" RCF precision woofers mounted in a bass reflex configuration. The cabinet design is optimised to achieve tight and maximised output. Each 18" features massive vented magnets and 4" copper voice coil and represents the state of the art of RCF precision transducers technology. The system is able to produce a Max SPL of 141 dB and handles 3000 Watts AES. The cabinet features two Neutrik Speakon™ connectors in a recessed input plate. A M20 pole mount adaptor is provided on the top of the cabinet.



- 2 x 18" high-efficiency 4.0" voice-coil woofer with Inside/Outside Coil Technology
- 141 dB maximum sound pressure level
- Response down to 30 Hz
- System Power rating 3000 W RMS
- M20 standard pole mount in top section of cabinet
- Baltic Birch cabinet painted with black, heavy duty, textured epoxy
- Recessed Speakon NL4 Input/Output
- Protective metal grille, polyester fabric coated
- Integrated recessed hand carry points



### 2 X 18" PROFESSIONAL WOOFER

- 4-inch, fiberglass inside/outside copper voice coil
- Dual Forced Hyperventing System
- Dual spider design with silicon based dampening control
- Triple-roll surround and corrugated straight cone geometry



### CONNECTORS

Connections are made through two Neutrik Speakon NL4 connectors (audio input and parallel link output).



### HANDLES

2 on side



## SPECIFICATIONS

### S 8028 II

p.n. 13000391

#### ACOUSTICAL

FREQ. RANGE (-10 dB):	30 Hz ÷ 200 Hz
SYSTEM SENSITIVITY:	101 dB, 1W @ 1m <sup>(1)</sup>
RATED MAXIMUM SPL:	141 dB, @ 1m
SYSTEM NOMINAL IMPEDANCE:	4 ohm
SYSTEM INPUT POWER RATING RMS:	3000 W <sup>(2)</sup>
SYSTEM INPUT POWER RATING PEAK:	12000 W
RECOMMENDED AMPLIFIER:	6000 W <sup>(3)</sup>
RECOMMENDED CROSSOVER:	100 Hz

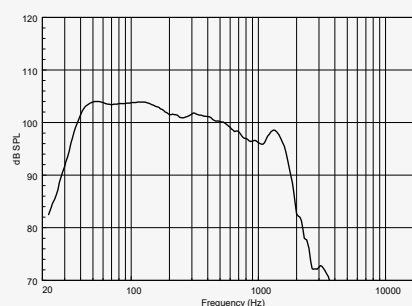
#### TRANSDUCERS

LOW FREQUENCY:	2 x 18" (457 mm) woofer with 4" (100 mm) voice coil
NOMINAL IMPEDANCE:	8 ohm
INPUT POWER RATING:	3000 W AES; 12000 W Peak
SENSITIVITY:	100 dB, 1W @ 1m

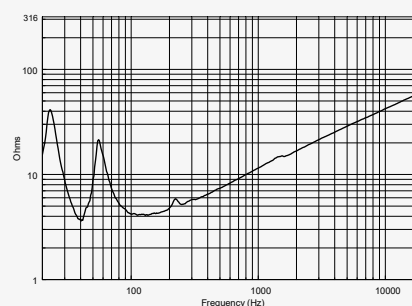
#### PHYSICAL

ENCLOSURE:	Rectangle, 15 mm Baltic birch plywood
RIGGING INSERTS:	M20, Recessed side handles
COLOR:	Black
GRILLE:	Custom perforated 2 mm steel grille
INPUT CONNECTORS:	Speakon® NL4
DIMENSIONS (H x W x D):	24.80" x 41.14" x 30.31"   630 x 1045 x 770 mm
WEIGHT:	176.37 lbs   80 kg

RESPONSE 1W/1m



IMPEDANCE



1) Measured on axis in the far field with 1 watt (2.83V RMS, 8 ohm) input and referenced to 1 meter distance using the inverse square law. Listed sound pressure represents an average from 300 Hz to 3 kHz.

2) Using 20 Hz to 20 kHz, Pink Noise Spectrum, 2 hours, + 6 dB crest factor, with RMS voltage calculated on speaker minimum impedance.

3) Recommended Amplifier is a power capability value that should be taken as a guide.

# 8018 SUB SERIES

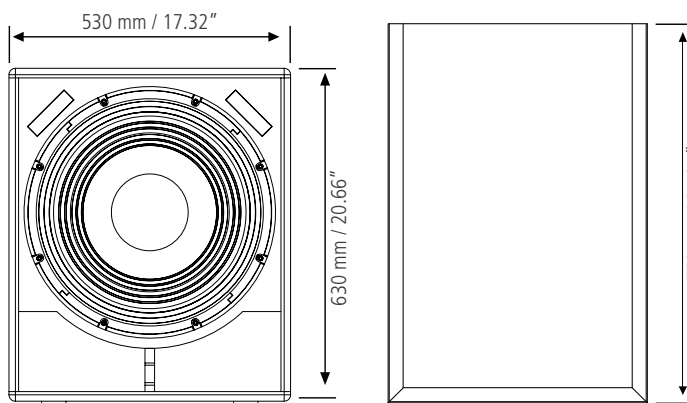
## S 8018 II

### HIGH-EFFICIENCY SUBWOOFER

The S8018 II high-efficiency subwoofer is the ideal low-frequency extension to complement RCF installed systems. The low-frequency transducer is a hypervented vented, high excursion RCF Precision 18" woofer with a 4" inside/outside voice coil to minimize power compression and extend the life of the product. Using bass-reflex loading the subwoofer design ensures an efficient acoustic response down to 30 Hz. The Baltic birch plywood enclosure is painted with black, heavy duty, textured epoxy. The front is protected by a strong powder coated metal grille. The cabinet features two Neutrik Speakon™ connectors in a recessed input plate. A M20 pole mount adaptor is provided on the top of the cabinet, integrated hand carry points on the cabinet sides.



- 18" high-efficiency 4.0" voice-coil woofer with Inside/Outside Coil Technology
- 137 dB maximum sound pressure level
- Response down to 30 Hz
- System Power rating 1500 W RMS
- M20 standard pole mount in top section of cabinet
- Baltic Birch cabinet painted with black, heavy duty, textured epoxy
- Recessed Speakon NL4 Input/Output
- Protective metal grille, polyester fabric coated
- Integrated recessed hand carry points



### 1 X 18" PROFESSIONAL WOOFER

- 4-inch, fiberglass inside/outside copper voice coil
- Dual Forced Hyperventing System
- Dual spider design with silicon based dampening control
- Triple-roll surround and corrugated straight cone geometry



### CONNECTORS

Connections are made through two Neutrik Speakon NL4 connectors (audio input and parallel link output).



### HANDLES

2 on side





## SPECIFICATIONS

### S 8018 II

p.n. 13000390

#### ACOUSTICAL

FREQ. RANGE (-10 dB):	30 Hz ÷ 200 Hz
SYSTEM SENSITIVITY:	100 dB, 1W @ 1m <sup>(1)</sup>
RATED MAXIMUM SPL:	137 dB, @ 1m
SYSTEM NOMINAL IMPEDANCE:	8 ohm
SYSTEM INPUT POWER RATING RMS:	1500 W <sup>(2)</sup>
SYSTEM INPUT POWER RATING PEAK:	6000 W
RECOMMENDED AMPLIFIER:	3000 W <sup>(3)</sup>
RECOMMENDED CROSSOVER:	100 Hz

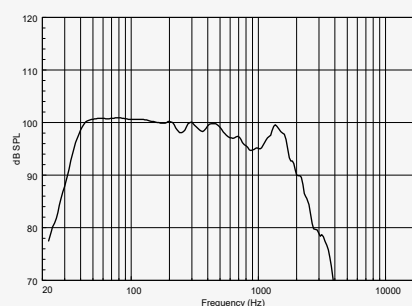
#### TRANSDUCERS

LOW FREQUENCY:	18" (457 mm) woofer with 4" (100 mm) voice coil
NOMINAL IMPEDANCE:	8 ohm
INPUT POWER RATING:	1500 W AES; 6000 W Peak
SENSITIVITY:	100 dB, 1W @ 1m

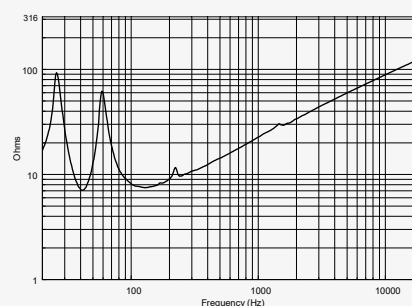
#### PHYSICAL

ENCLOSURE:	Rectangle, 15 mm Baltic birch plywood
RIGGING INSERTS:	M20
COLOR:	Black
GRILLE:	Custom perforated 2 mm steel grille
INPUT CONNECTORS:	Speakon® NL4
DIMENSIONS (H x W x D):	24.80" x 20.87" x 30.31"   630 x 530 x 770 mm
WEIGHT:	94.6 lbs   43 kg

RESPONSE 1W/1m



IMPEDANCE



1) Measured on axis in the far field with 1 watt (2.83V RMS, 8 ohm) input and referenced to 1 meter distance using the inverse square law. Listed sound pressure represents an average from 300 Hz to 3 kHz.

2) Using 20 Hz to 20 kHz, Pink Noise Spectrum, 2 hours, + 6 dB crest factor, with RMS voltage calculated on speaker minimum impedance.

3) Recommended Amplifier is a power capability value that should be taken as a guide.

# 8015

## SUB SERIES

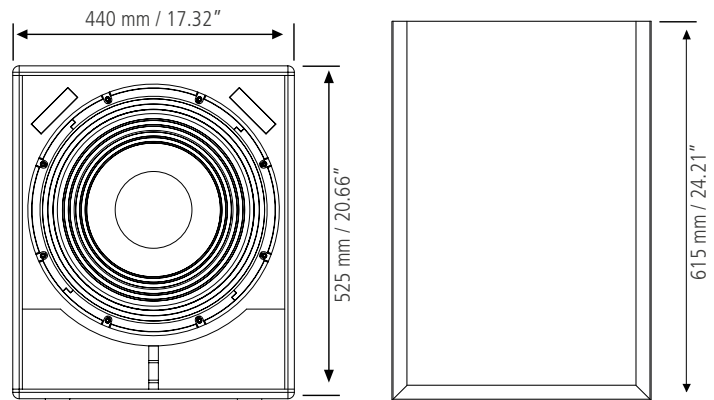
### S 8015 II

#### HIGH-EFFICIENCY SUBWOOFER

The S8015 II is a compact, high-output, bass reflex subwoofer. The system is equipped with an advanced, hyperventated 15" RCF precision woofer. It features massive ceramic magnet and high excursion 4" copper voice coil. The cabinet is designed to achieve tight and maximised output. The system is able to produce a Max SPL of 133 dB and handles 1000 Watts AES. The loudspeaker enclosure shape is rectangular and the cabinet is constructed of multi-ply Baltic birch plywood and finished in a very resistant, textured, polyurethane black paint. It features a M20 polemount receptacle, rubber feet, 2 x recessed handles. The front steel grille is epoxy powder coated.



- 15" high-efficiency 4.0" voice-coil woofer with Inside/Outside Coil Technology
- 133 dB maximum sound pressure level
- Response down to 35 Hz
- System Power rating 1000 W RMS
- M20 standard pole mount in top section of cabinet
- Baltic Birch cabinet painted with black, heavy duty, textured epoxy
- Recessed Speakon NL4 Input/Output
- Protective metal grille, polyester fabric coated
- Integrated recessed hand carry points



#### 1 X 15" PROFESSIONAL WOOFER

- 4-inch, fiberglass inside/outside copper voice coil
- Dual Forced Hyperventing System
- Dual spider design with silicon based dampening control
- Triple-roll surround and corrugated straight cone geometry



#### CONNECTORS

Connections are made through two Neutrik Speakon NL4 connectors (audio input and parallel link output).



#### HANDLES

2 on side



## SPECIFICATIONS

### S 8015 II

p.n. 13000398

#### ACOUSTICAL

FREQ. RANGE (-10 dB):	35 Hz ÷ 200 Hz
SYSTEM SENSITIVITY:	98 dB, 1W @ 1m <sup>(1)</sup>
RATED MAXIMUM SPL:	133 dB, @ 1m
SYSTEM NOMINAL IMPEDANCE:	8 ohm
SYSTEM INPUT POWER RATING RMS:	1000 W <sup>(2)</sup>
SYSTEM INPUT POWER RATING PEAK:	4000 W
RECOMMENDED AMPLIFIER:	2000 W <sup>(3)</sup>
RECOMMENDED CROSSOVER:	100 Hz

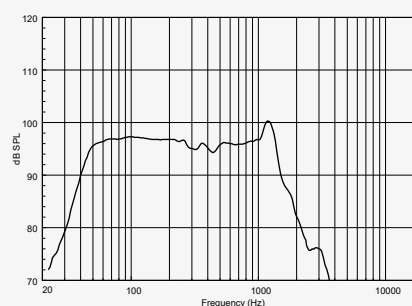
#### TRANSDUCERS

LOW FREQUENCY:	15" (381 mm) woofer with 4" (100 mm) voice coil
NOMINAL IMPEDANCE:	8 ohm
INPUT POWER RATING:	1000 W AES; 4000 W Peak
SENSITIVITY:	98 dB, 1W @ 1m

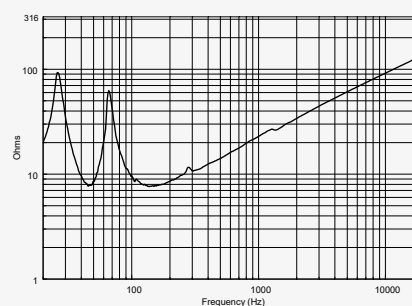
#### PHYSICAL

ENCLOSURE:	Rectangle, 15 mm Baltic birch plywood
RIGGING INSERTS:	M20
COLOR:	Black
GRILLE:	Custom perforated 2 mm steel grille
INPUT CONNECTORS:	Speakon® NL4
DIMENSIONS (H x W x D):	20.66" x 17.32" x 24.21"   525 x 440 x 615 mm
WEIGHT:	74.8 lbs   34 kg

RESPONSE 1W/1m



IMPEDANCE



1) Measured on axis in the far field with 1 watt (2.83V RMS, 8 ohm) input and referenced to 1 meter distance using the inverse square law. Listed sound pressure represents an average from 300 Hz to 3 kHz.

2) Using 20 Hz to 20 kHz, Pink Noise Spectrum, 2 hours, + 6 dB crest factor, with RMS voltage calculated on speaker minimum impedance.

3) Recommended Amplifier is a power capability value that should be taken as a guide.

# 8015

## SUB SERIES

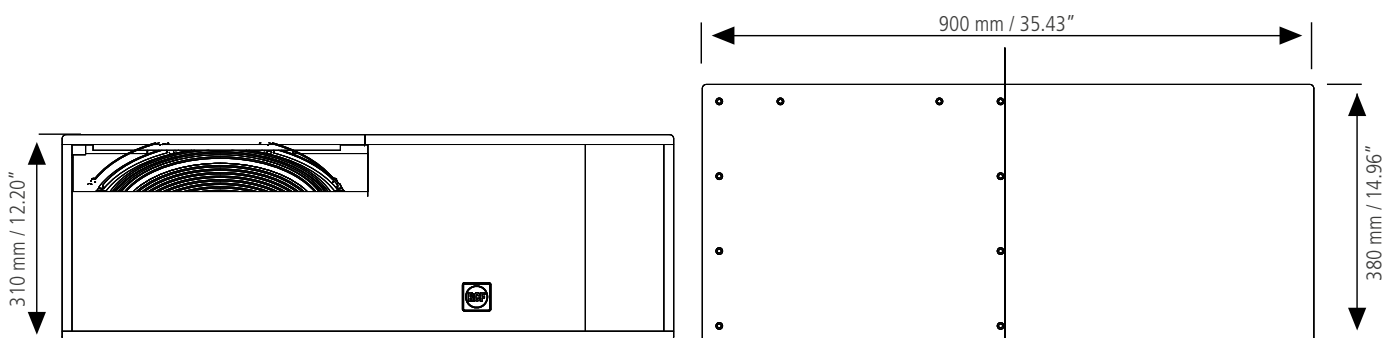
### S 8015LP

#### BASS REFLEX SUBWOOFER



The S8015 LP is an extremely compact, high output, band-pass subwoofer able to deliver tight and fast controlled bass response. The new high power high sensitivity 15" woofer is the result of the latest RCF experience in sub-bass transducers and compact subwoofer design and manufacturing. The band-pass configuration offers a significant acoustic impact resulting in a fast and controlled reproduction of the bass frequency range. It is capable of a power of 1 kW RMS and able to deliver a MAX SPL in excess of 135 dB. The cabinet's shape is unobtrusive rectangular low profile to be used under sofa or under limited height stages; the cabinet is constructed of Baltic Birch plywood and finished in a very resistant, textured black paint. Rubber feet are also installed.

- 15" high-efficiency RCF Precision 4" voice-coil woofer with Inside/Outside Coil Technology
- Bandpass woofer
- 135 dB Max SPL
- Response down to 43 Hz
- Rectangular box enclosure
- Baltic Birch cabinet finished in a very resistant, textured black paint with rubber feet



#### 1 X 15" PROFESSIONAL WOOFER

- 4-inch, fiberglass inside/outside copper voice coil
- Dual-forced air ventilation and 15mm top plate for minimum power compression
- Dual spider design with silicon based dampening control
- Triple-roll surround and corrugated straight cone geometry





## SPECIFICATIONS

### S 8015LP

p.n. 13000168

#### ACOUSTICAL

FREQ. RANGE (-10 dB):	43 Hz ÷ 250 Hz
SYSTEM SENSITIVITY:	99 dB, 1W @ 1m <sup>(1)</sup>
RATED MAXIMUM SPL:	135 dB, @ 1m
SYSTEM NOMINAL IMPEDANCE:	8 ohm
SYSTEM INPUT POWER RATING RMS:	800 W <sup>(2)</sup>
SYSTEM INPUT POWER RATING PEAK:	3200 W
RECOMMENDED AMPLIFIER:	1600 W <sup>(2)</sup>
RECOMMENDED CROSSOVER:	160 Hz

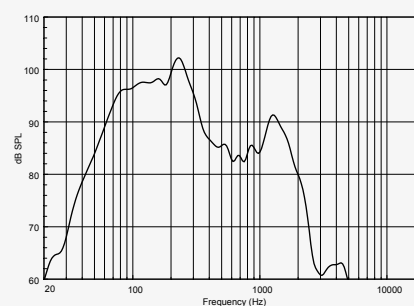
#### TRANSDUCERS

LOW FREQUENCY:	neo 15" (381 mm) woofer with 4" (100 mm) in/out voice coil
NOMINAL IMPEDANCE:	8 ohm
PROGRAM POWER:	1800 W
POWER HANDLING CAPACITY:	900 W
SENSITIVITY:	97 dB, 1W @ 1m

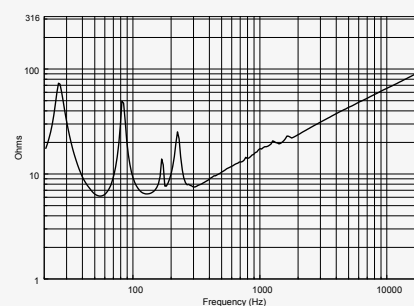
#### PHYSICAL

ENCLOSURE:	Rectangle, 15 mm baltic birch plywood
RIGGING INSERTS:	Pole mount
COLOR:	Black
GRILLE:	Custom perforated steel grille
INPUT CONNECTORS:	Speakon® NL4
DIMENSIONS (H x W x D):	12.20"x 35.43"x 14.96"   310 x 900 x 380 mm
WEIGHT:	51.58 lb   23.4 kg

RESPONSE 1W/1m



IMPEDANCE



1) Measured on axis in the far field with 1 watt (2.83V RMS, 8 ohm) input and referenced to 1 meter distance using the inverse square law. Listed sound pressure represents an average from 300 Hz to 3 kHz.

2) Using 20 Hz to 20 kHz, Pink Noise Spectrum, 2 hours, + 6 dB crest factor, with RMS voltage calculated on speaker minimum impedance.

3) Recommended Amplifier is a power capability value that should be taken as a guide.

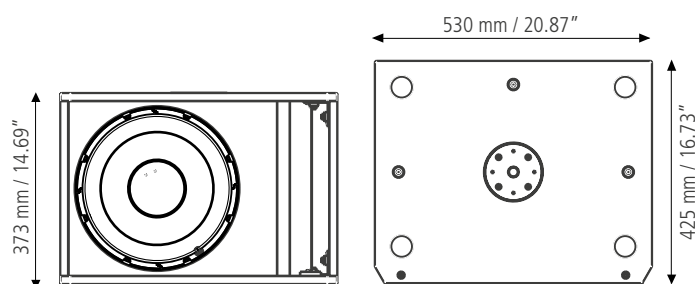
# 12 SUB SERIES

## S 12

### BASS REFLEX SUBWOOFER

S 12 is a high-power, compact subwoofer system ideal for installations where the physically small size and impact of a 12" driver are desired. Extending the frequency response below 40Hz, this highly efficient design is capable of providing output levels normally associated with considerably larger enclosures. A system suited to music playback in applications ranging from clubs, bars and cafes, right through to theatres and corporate applications. The low-frequency transducer is a 12" woofer with a 2.5" voice coil. Its design is the result of the latest refinements in compact subwoofer production, resulting in a fast and controlled reproduction of the bass frequency range. It is particularly well-suited for high-quality multimedia applications.

- 400W AES power handling
- 125 dB max SPL
- 40 ÷ 200 Hz frequency range
- 1 x 12" high-power woofer
- High-quality plywood cabinet
- Steel front grille with clothing
- M20 standard pole mount in the top section of the cabinet
- 4 pole EUROBLOCK connector (audio input and parallel link output)



### POWERFUL LOWS

RCF subwoofers are the first choice of many sound engineers, due to their very high SPL levels at very low frequencies, smaller dimensions compared to the competitors, self-powered design, and impressive size/weight to SPL output ratio. Your audience will enjoy an engaging immersive musical experience.

### STATE OF THE ART TRANSDUCERS

The low-frequency transducers is a 12" woofer, with a 2,5" voice coil. Its design is the result of the latest refinements in RCF experiences in compact active and passive subwoofer design, resulting in a fast and controlled reproduction of the bass frequency range.

### RELATED ACCESSORIES



#### PNL IN-OUT SPEAKON COMPACT M

p.n. 12399062

The EUROBLOCK connection panel can be replaced with female Neutrik SpeakON connection panel in seconds, thanks to the single connector on the back.



## SPECIFICATIONS

### S 12

p.n. 13000618

#### ACOUSTICAL

FREQ. RANGE (-10 dB):	40 Hz ÷ 200 Hz
SYSTEM SENSITIVITY:	93 dB, 1W @ 1m <sup>(1)</sup>
RATED MAXIMUM SPL:	125 dB, @ 1m
SYSTEM NOMINAL IMPEDANCE:	8 ohm
SYSTEM INPUT POWER RATING RMS:	400 W <sup>(2)</sup>
SYSTEM INPUT POWER RATING PEAK:	1600 W
RECOMMENDED AMPLIFIER:	800 W <sup>(3)</sup>

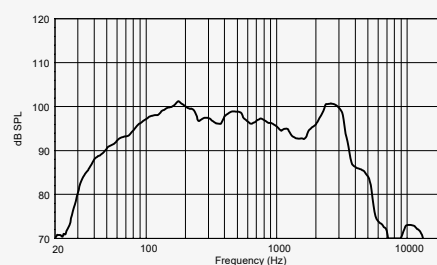
#### TRANSDUCERS

LOW FREQUENCY:	12" (304 mm) woofer with 2.5" (63.5 mm) voice coil
NOMINAL IMPEDANCE:	8 ohm
INPUT POWER RATING:	400 W AES, 800 W PEAK
SENSITIVITY:	93 dB, 1W @ 1m

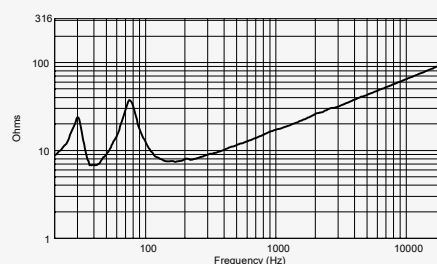
#### PHYSICAL

ENCLOSURE:	Rectangle, 15 mm MDF
RIGGING INSERTS:	1 x M20, 10 x M10
COLOR:	Black
GRILLE:	Steel with clothing
INPUT CONNECTORS:	Euroblock
DIMENSIONS (H x W x D):	14.96" x 17.72" x 16.54"   373 x 530 x 425 mm
WEIGHT:	50.27 lbs   22.8 kg

RESPONSE 1W/1m



IMPEDANCE



1) Measured on axis in the far field with 1 watt (2.83V RMS, 8 ohm) input and referenced to 1 meter distance using the inverse square law. Listed sound pressure represents an average from 300 Hz to 3 kHz.

2) Using 20 Hz to 20 kHz, Pink Noise Spectrum, 2 hours, + 6 dB crest factor, with RMS voltage calculated on speaker minimum impedance.

3) Recommended Amplifier is a power capability value that should be taken as a guide.

# 10 SUB SERIES

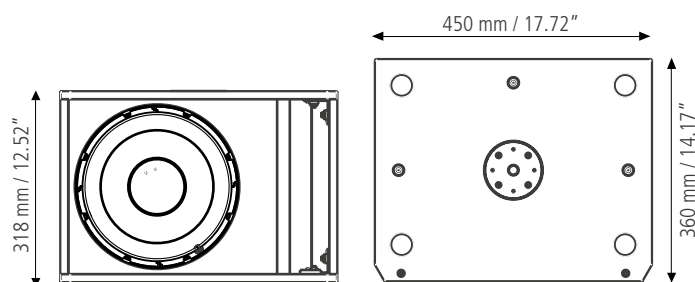


## S 10

### BASS REFLEX SUBWOOFER

S 10 is a high-power, compact subwoofer system ideal for installations where the physically small size and impact of a 10" driver are desired. Extending the frequency response below 50Hz, this highly efficient design is capable of providing output levels normally associated with considerably larger enclosures. A system suited to music playback in applications ranging from clubs, bars and cafes, right through to theatres and corporate applications. The low-frequency transducer is a 10" woofer with a 2.5" voice coil. Its design is the result of the latest refinements in compact subwoofer production, resulting in a fast and controlled reproduction of the bass frequency range. It is particularly well-suited for high- quality multimedia applications.

- 400W AES power handling
- 124 dB max SPL
- 50 ÷ 200 Hz frequency range
- 1 x 10" high-power woofer
- High-quality plywood cabinet
- Steel front grille with clothing
- M20 standard pole mount in the top section of the cabinet
- 4 pole EUROBLOCK connector (audio input and parallel link output)



### POWERFUL LOWS

RCF subwoofers are the first choice of many sound engineers, due to their very high SPL levels at very low frequencies, smaller dimensions compared to the competitors, self-powered design, and impressive size/weight to SPL output ratio. Your audience will enjoy an engaging immersive musical experience.

### STATE OF THE ART TRANSDUCERS

The low-frequency transducers is a 10" woofer, with a 2,5" voice coil. Its design is the result of the latest refinements in RCF experiences in compact active and passive subwoofer design, resulting in a fast and controlled reproduction of the bass frequency range.

### RELATED ACCESSORIES



#### PNL IN-OUT SPEAKON COMPACT M

p.n. 12399062

The EUROBLOCK connection panel can be replaced with female Neutrik SpeakON connection panel in seconds, thanks to the single connector on the back.





## SPECIFICATIONS

### S 10

p.n. 13000617

#### ACOUSTICAL

FREQ. RANGE (-10 dB):	50 Hz ÷ 200 Hz
SYSTEM SENSITIVITY:	92 dB, 1W @ 1m <sup>(1)</sup>
RATED MAXIMUM SPL:	124 dB, @ 1m
SYSTEM NOMINAL IMPEDANCE:	8 ohm
SYSTEM INPUT POWER RATING RMS:	400 W <sup>(2)</sup>
SYSTEM INPUT POWER RATING PEAK:	1600 W
RECOMMENDED AMPLIFIER:	800 W <sup>(3)</sup>

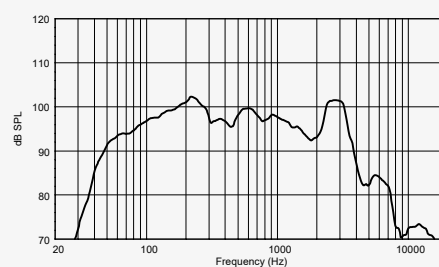
#### TRANSDUCERS

LOW FREQUENCY:	10" (254 mm) woofer with 2.5" (63.5 mm) voice coil
NOMINAL IMPEDANCE:	8 ohm
INPUT POWER RATING:	400 W AES, 800 W PEAK
SENSITIVITY:	92 dB, 1W @ 1m

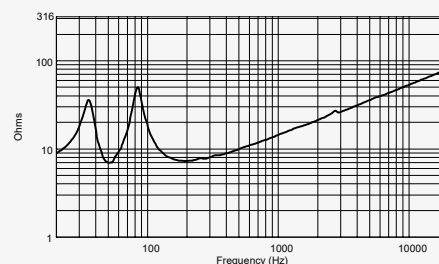
#### PHYSICAL

ENCLOSURE:	Rectangle, 15 mm MDF
RIGGING INSERTS:	10 x M10
COLOR:	Black
GRILLE:	Steel with clothing
INPUT CONNECTORS:	Euroblock
DIMENSIONS (H x W x D):	12.52" x 17.72" x 14.17"   318 x 450 x 360 mm
WEIGHT:	41.23 lbs   18.7 kg

RESPONSE 1W/1m



IMPEDANCE



1) Measured on axis in the far field with 1 watt (2.83V RMS, 8 ohm) input and referenced to 1 meter distance using the inverse square law. Listed sound pressure represents an average from 300 Hz to 3 kHz.

2) Using 20 Hz to 20 kHz, Pink Noise Spectrum, 2 hours, + 6 dB crest factor, with RMS voltage calculated on speaker minimum impedance.

3) Recommended Amplifier is a power capability value that should be taken as a guide.

# QPS 9600

## AMPLIFIERS

### QPS 9600

#### 4 X 2400 HIGH POWER PRO AMPLIFIER


QPS 9600 is a 4 channel power amplifier that can handle exceptionally high power in a compact and lightweight 2 rack units space. Thanks to the class HD technology, this amplifier delivers up to 4 x 2400 W RMS @ 2 Ohm (4800 W RMS bridged @ 4 Ohm), weighting just 16 kg. It comes with switched mode power supply which ensures that a predominantly resistive load is presented to the mains power supply; this also leads to an improved amplifier performance at high output levels. Thanks to its high efficiency heat sinks and variable speed DC fans, the QPS 9600 can withstand the hardest heat conditions ensuring great reliability.



- Fast response and low distortion
- Easy to configure in stereo / mono / bridge modes
- Extensive protective circuits ensure high reliability and operating safety
- Front panel signal / clippings / protection/ temperature LEDs indicators
- Minimum load impedance (stereo / mono): 2 Ohm
- XLR input connectors
- SPEAKON NL4 output connectors
- Voltage clip switchable limiters

2 x CHANNEL OUTPUTS  
2 x channel balanced parallel audio outputs (male XLR connector). These outputs are linked in parallel with the channel A or C inputs and are useful to connect another amplifiers.

4 x CHANNEL INPUT  
Channels balanced audio inputs (female XLR connector).



CHANNEL 'VPK' VOLTAGE PEAK LIMITER setting  
The three dip-switches allow to set the maximum output voltage peak of the CHANNEL A (B, C and D) among eight values. In other words, it is possible to reduce the channel power according to connected speakers.

CHANNEL SPEAKER OUTPUT



## SPECIFICATIONS

### QPS 9600

p.n. 12135102 (230V) - p.n. 12135103 (115V)

AMPLIFIER CLASS	HD
POWER OUTPUT RMS - STEREO	4 x 1300 W @ 8 Ω 4 x 2200 W @ 4 Ω 4 x 2400 W @ 2 Ω
POWER OUTPUT RMS - BRIDGED	2 x 4400 W @ 8 Ω 2 x 4800 W @ 4 Ω
FREQUENCY RESPONSE	20 Hz ÷ 25 kHz
THD @ 1 KHZ	0.05 % (nominal power, 4 Ω)
SIGNAL / NOISE RATIO	110 dB
GAIN	23 – 44 dB (3 dB step)
INPUT IMPEDANCE	20 kΩ (bil.), 10 kΩ (unbal.)
PROTECTIVE CIRCUITS	Temp., DC, RFI, short circuit
COOLING	Temperature-controlled fan
CROSSTALK (@ 1 KHZ)	> 70 dB
INPUT CONNECTORS	XLR female
POWER SUPPLY / OPERATION VOLTAGE	110 / 230 V, 50 / 60 Hz (depending on the model)
DIMENSIONS (W, H, D)	3.46" x 18.98" x 10.04" 88 x 482 x 255 mm
NET WEIGHT	35.27 lb   16 kg

# IPS AMPLIFIERS

## IPS SERIES

### CLASS H PROFESSIONAL POWER AMPLIFIER

IPS Series is a range of two-way professional amplifiers that combines high quality performance and reliability with the latest power amplification technologies. This high value power-to-cost designs offer, in compact lightweight 2 rack unit space, the sound quality and the durability of traditional class AB and class H designs with the innovation of the latest power devices available.



- 2 unit 19" rack, easy transportation
- Fast response and low distortion
- Easy to configure in stereo / mono / bridge modes
- Extensive protective circuits ensure high reliability and operating safety
- Front panel signal / clip / protect LED indicators
- XLR input connectors
- SPEAKON NL4 output connectors

## IPS 3700

### 2 X 1500W POWER PRO AMPLIFIER

IPS 3700 is a 2 channel power amplifier that delivers up to 2 x 1500 W RMS @ 4 Ω (3000 W RMS bridged @ 8 Ω), weighing just 19.5 kg. It features independent gain dials, signal – clip and fault LEDs, stereo XLR input and Output link, 1.4 V to 0.775 V input sensitivity switch, mono – stereo – bridge switch, powercon outputs. Moreover, it is protected against shorts and open circuits. Thanks to its high efficiency heat sinks and high speed DC fans, the IPS 3700 can withstand the hardest heat conditions ensuring great reliability.

## IPS 1700

### 2 X 450W POWER PRO AMPLIFIER

IPS 1700 is a 2 channel power amplifier that delivers up to 2 x 450 W RMS @ 4 Ω (900 W RMS bridged @ 8 Ω), weighing just 12,7 kg. It features independent gain dials, signal – clip and fault LEDs, stereo XLR input and Output link, 1.4 V to 0.775 V input sensitivity switch, mono – stereo – bridge switch, powercon outputs. Moreover, it is protected against shorts and open circuits. Thanks to its high efficiency heat sinks and high speed DC fans, the IPS 1700 can withstand the hardest heat conditions ensuring great reliability.

## IPS 2700

### 2 X 1100W POWER PRO AMPLIFIER

IPS 2700 is a 2 channel power amplifier that delivers up to 2 x 1100 W RMS @ 4 Ω (2200 W RMS bridged @ 8 Ω), weighing just 14.5 kg. It features independent gain dials, signal – clip and fault LEDs, stereo XLR input and Output link, 1.4 V to 0.775 V input sensitivity switch, mono – stereo – bridge switch, powercon outputs. Moreover, it is protected against shorts and open circuits. Thanks to its high efficiency heat sinks and high speed DC fans, the IPS 2700 can withstand the hardest heat conditions ensuring great reliability.

## IPS 700

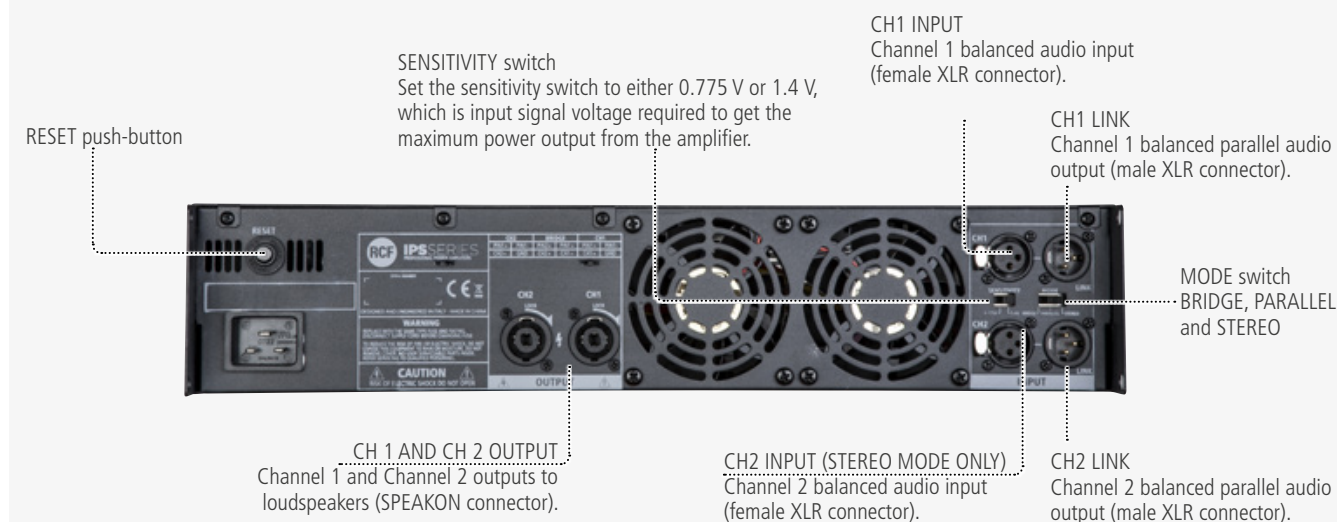
### 2 X 300W POWER PRO AMPLIFIER

IPS 700 is a 2 channel power amplifier that delivers up to 2 x 300 W RMS @ 4 Ω (600 W RMS bridged @ 8 Ω), weighing just 10,1 kg. It features independent gain dials, signal – clip and fault LEDs, stereo XLR input and Output link, 1.4 V to 0.775 V input sensitivity switch, mono – stereo – bridge switch, powercon outputs. Moreover, it is protected against shorts and open circuits. Thanks to its high efficiency heat sinks and high speed DC fans, the IPS 700 can withstand the hardest heat conditions ensuring great reliability.



## SPECIFICATIONS

	<b>IPS 3700</b> p.n. 12135093 (230V) p.n. 12135092 (115V)	<b>IPS 2700</b> p.n. 12135091 (230V) p.n. 12135090 (115V)	<b>IPS 1700</b> p.n. 12135089 (230V) p.n. 12135088 (115V)	<b>IPS 700</b> p.n. 12135087 (230V) p.n. 12135086 (115V)
AMPLIFIER CLASS	H	H	H	AB
POWER OUTPUT (W) STEREO PER CHANNEL @ OHM	2 x 1500 W @ 4 Ω 2 x 1200 W @ 8 Ω	2 x 1100 W @ 4 Ω 2 x 700 W @ 8 Ω	2 x 450 W @ 4 Ω 2 x 350 W @ 8 Ω	2 x 300 W @ 4 Ω 2 x 150 W @ 8 Ω
BRIDGED POWER	3000 W @ 8 Ω	2200 W @ 8 Ω	900 W @ 8 Ω	600 W @ 8 Ω
FREQUENCY RESPONSE	20 Hz ÷ 20 kHz	20 Hz ÷ 20 kHz	20 Hz ÷ 20 kHz	20 Hz ÷ 20 kHz
THD @ 1 KHZ	< 1% (@ 1kHz)	< 1% (@ 1kHz)	< 1% (@ 1kHz)	< 0.5% (@ 1kHz)
SIGNAL / NOISE RATIO	> 100dB (@ 1kHz, 0dBu input)	> 100dB (@ 1kHz, 0dBu input)	> 100dB (@ 1kHz, 0dBu input)	> 100dB (@ 1kHz, 0dBu input)
IMPEDANCE	20 kΩ	20 kΩ	20 kΩ	20 kΩ
PROTECTIONS	DC, internal fault, input overload, RF interference, unmatched load, output short-circuit, thermal drift, power supply over-current			
COOLING	Internal heat sinks and forced ventilation			
CROSSTALK	> 75dB (@ 1kHz)	> 75dB (@ 1kHz)	> 75dB (@ 1kHz)	> 75dB (@ 1kHz)
INPUT CONNECTORS	XLR female	XLR female	XLR female	XLR female
POWER SUPPLY / OPERATION VOLTAGE	230V~ / 50-60 Hz	230V~ / 50-60 Hz	230V~ / 50-60 Hz	230V~ / 50-60 Hz
DIMENSIONS (H x W x D)	3.46" x 18.98" x 10.04" 88 x 482 x 255 mm	3.46" x 18.98" x 10.04" 88 x 482 x 255 mm	3.46" x 18.98" x 10.04" 88 x 482 x 255 mm	3.46" x 18.98" x 10.04" 88 x 482 x 255 mm
NET WEIGHT	36.6 lb   16.6 kg	26.9 lb   12.2 kg	24.69 lb   11.2 kg	20.95 lb   9.5 kg



# DMA AMPLIFIERS

## DMA SERIES

### TWO CHANNEL MATRIX AMPLIFIER



DMA SERIES are a two channels Class-D matrix amplifiers equipped with a powerful DSP platform, allowing managing inputs and outputs in terms of routing and equalization. A complete set of processing functions is available, including presets for RCF speakers, proprietary bass enhancer algorithm, FIR filters, and environmental equalization. Thanks to its extremely compact size, accurate design, and robustness, they are ideal for a wide range of business music applications.

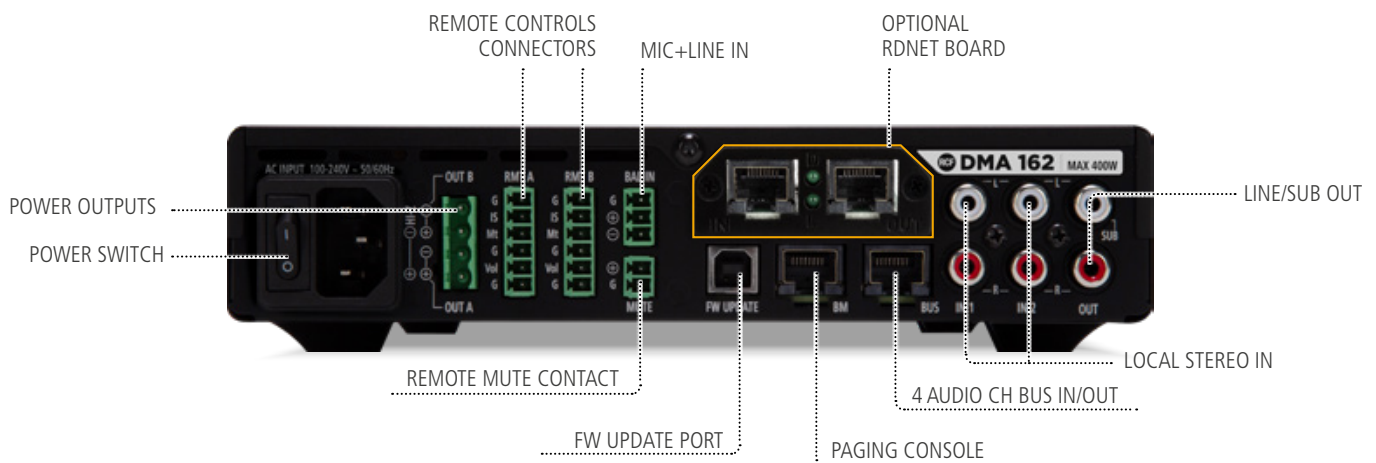
- Class-D power amplifier
- 20 ÷ 20000 Hz frequency range
- Full on-board processing
- RCF speakers presets
- FiRPHASE linear phase filters
- Proprietary bass enhancer algorithm
- RDNet ready
- Suitable for desktop or rack installation (optional accessory required)
- Flexible and scalable multi-room architecture
- MUTE command for the connection to Voice Alarm Systems

## DMA 82

2 X 80 W @ 4 OHM OR 160 W hi-Z

## DMA 162

2 X 160 W @ 4 OHM OR 320 W hi-Z





## SPECIFICATIONS

### DMA 82

p.n. 12100026 (EU)  
p.n. 12100040 (US)  
p.n. 12100043 (UK)

### DMA 162

p.n. 12100027 (EU)  
p.n. 12100041 (US)  
p.n. 12100044 (UK)

#### AMPLIFIER SPECIFICATIONS

POWER OUTPUT PER CHANNEL (@ 4 OHM):	80 W RMS	160 W RMS
POWER OUTPUT (BRIDGED @ 4 OHM):	160 W RMS	320 W RMS
POWER OUTPUT (@ 100 V):	160 W RMS	320 W RMS
FREQUENCY RESPONSE (-3DB):	20 Hz ÷ 20000 kHz	20 Hz ÷ 20000 kHz
SIGNAL/NOISE RATE ("A" WEIGHTED)	>93 dB dB	>93 dB dB
DISTORTION (THD+N) @ 1 KHZ NOMINAL POWER:	<0.01 %%	<0.01 %%
PROTECTIONS:	Cooling (Forced), Short circuit, Thermal, DC, Fuses, VHF (Very High Frequencies),	

#### INPUT / OUTPUT SECTION

TOTAL NUMBER OF INPUTS:	4	4
BALANCED:	2	2
UNBALANCED:	2	2
MONO:	2	2
STEREO:	2	2
VOX:	Yes	Yes
LINE INPUTS:	2	2
LINE CONNECTORS:	JACK, RCA	JACK, RCA
MIC+LINE INPUTS:	1	1
MIC+LINE CONNECTORS:	Euroblock	Euroblock
VOX:	Yes	Yes
PAGING INPUTS:	1	1
PAGING CONNECTORS:	RJ45	RJ45
PAGING COMMAND:	Contact	Contact
GENERAL PURPOSE INPUTS (GPI):	1	1
SIGNAL OUTPUT NUMBER:	1	1
SIGNAL OUTPUT CONNECTORS:	RCA	RCA
POWER OUTPUT CONNECTORS:	Euroblock	Euroblock

#### PROCESSING

PROCESSING:	DSP, EQ Filters, FIR, Compressors, Tone controls, High-pass filter,
HIGH-PASS FILTER:	80 ÷ 200 Hz

#### CONTROLS

CONFIGURATION:	Front panel, PC Software	Front panel, PC Software
----------------	--------------------------	--------------------------

#### GENERAL

OPERATING VOLTAGE:	90-240 V~ 50/60HzV ~ Hz	90-240 V~ 50/60HzV ~ Hz
POWER CONSUMPTION:	200 W	400 W
CABINET/CASE MATERIAL:	Metal	
COLOR:	Black	
RACK MOUNTING:	1/2 19", 1U , Optional rack mounting accessory required	
DIMENSIONS: H x W x D	1.73" x 8.39" x 12.36" (44 x 213 x 314 mm)	
WEIGHT:	6.61 lb - 3 kg	8.82 lb - 4 kg

# DMA AMPLIFIERS

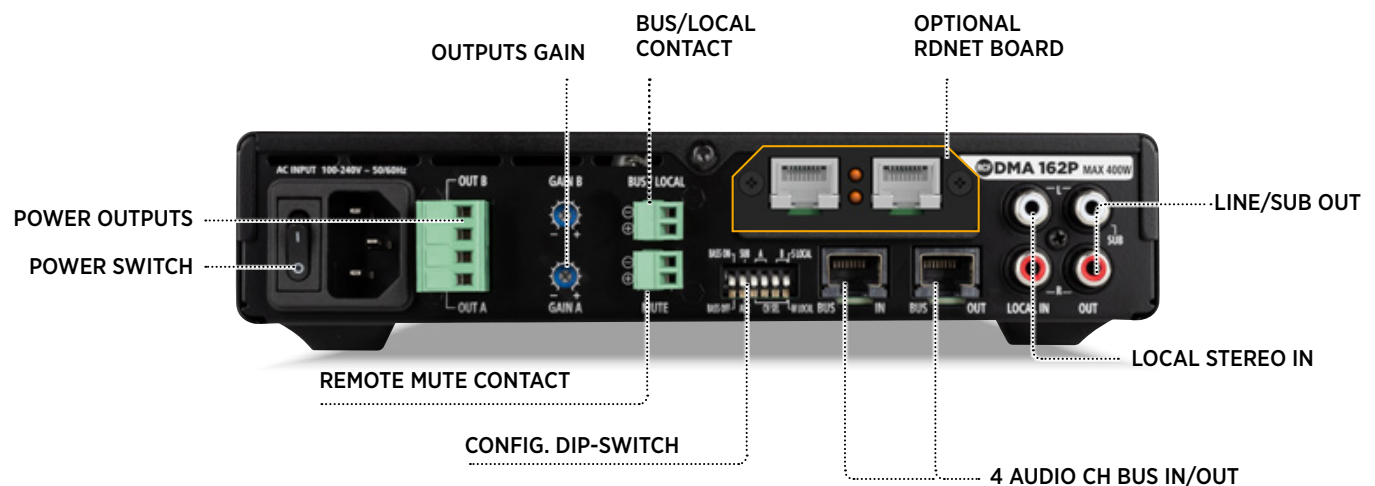
## DMA 162P

### TWO CHANNELS POWER AMPLIFIER



DMA 162P is a two channels Class-D power amplifier, equipped with a powerful DSP platform. Its natural use is in combination with a DMA unit, in order to increase installed power and implement multi-room architectures for Commercial Audio systems. However, its adaptability, control tools, and available inputs allow using it as a stand-alone amplifier. Thanks to the extremely compact size, accurate design, and robustness, it is ideal for a wide range of business music applications.

- 2 X 160 W @ 4 OHM OR 320 W hi-Z
- Class-D amplifier unit
- 20 ÷ 20000 Hz frequency range
- Full on-board processing
- RCF speakers presets and proprietary bass enhancer algorithm
- FIRPHASE linear phase filters
- Flexible and scalable multi-room architecture
- Remote MUTE command for the connection to Voice Alarm Systems
- Suitable for desk top or rack installation (optional accessory required)







## SPECIFICATIONS

### DMA 162P

p.n. 12100028 (EU) - p.n. 12100042 (US) - p.n. 12100045 (UK)

#### AMPLIFIER SPECIFICATIONS

POWER OUTPUT PER CHANNEL (@ 4 OHM):	160 W RMS
POWER OUTPUT (BRIDGED @ 4 OHM):	320 W RMS
POWER OUTPUT (@ 100 V):	320 W RMS
FREQUENCY RESPONSE (-3DB):	20 Hz ÷ 20000 kHz
SIGNAL/NOISE RATE ("A" WEIGHTED)	>93 dB dB
DISTORTION (THD+N) @ 1 KHZ NOMINAL POWER:	<0.01 %%
PROTECTIONS:	Cooling (Forced), Short circuit, Thermal, DC, Fuses, VHF (Very High Frequencies),

#### INPUT / OUTPUT SECTION

TOTAL NUMBER OF INPUTS:	5
BALANCED:	4
UNBALANCED:	1
MONO:	4
STEREO:	1
LINE INPUTS:	5
LINE CONNECTORS:	RCA, RJ45
GENERAL PURPOSE INPUTS (GPI):	2
SIGNAL OUTPUT NUMBER:	1
SIGNAL OUTPUT CONNECTORS:	RCA
POWER OUTPUT CONNECTORS:	Euroblock

#### PROCESSING

PROCESSING:	DSP, EQ Filters, FIR, Compressors, Tone controls, High-pass filter,
HIGH-PASS FILTER:	80 ÷ 200 Hz

#### CONTROLS

CONFIGURATION:	DIP switch, PC Software
----------------	-------------------------

#### GENERAL

OPERATING VOLTAGE:	90-240 V~ 50/60HzV ~ Hz
POWER CONSUMPTION:	400 W
CABINET/CASE MATERIAL:	Metal
COLOR:	Black
RACK MOUNTING:	1/2 19", 1U , Optional rack mounting accessory required
DIMENSIONS: H x W x D	1.73" x 8.39" x 12.36" (44 x 213 x 314 mm)
WEIGHT:	6.61 lb - 3 kg


# DMA ACCESSORIES

## OPTIONAL RNet BOARD

The RCF RNet is the perfect tool to configure and manage DMA units setup in any venues. The software helps to monitor and control all DSP setting and to secure the best performance of the system configuration. RNet is a secure and robust management for small, medium, and arena-sized sound systems as well as complex and extended installations. Based on a proprietary network protocol RNet provides straightforward monitoring and intuitive control of the RCF audio system down to every connected device/object.

## RNET BOARD DMA/DPA

p.n. 12399048



## UNITS CONNECTION

DMA units can distribute 4 audio channels to DMA 162P satellite units. This allows to increase the installed power and create a multi-room architecture. Connection can be done with just 1 CAT 5 CABLE.

Each DMA 162P unit can be differently set (using the DIP-SWITCH on the rear panel) to receive the desired channels.



## RM-KIT DMA - RACK MOUNT KIT

RM-KIT DMA accessory provides mounting DMA amplifiers individually or two amps side by side in a standard 19" rack cabinets. In case of a single amplifier, the empty half rack unit can be closed with a blind panel (included). It also includes a set of brackets for wall mount installation.

p.n. 13360426





### BM 404 - DESKTOP PAGING CONSOLE

BM 404 is a desktop paging console that allows making selective calls to 4 zones. Specifically designed as a complement for Business Music systems, such as DMA amplifiers, the console is made of a shock-resistant polymeric body, fitted with an electret microphone on a 230 mm gooseneck, and a polyurethane foam windscreen. Connect up to 4 consoles on a single chain (interlocked) to each amplifier with a CAT5 cable (included). Dedicated buttons with LEDs allow for microphone activation and zone selection. Chime tone is selectable with a single on/off switch. The RCF BM-404 is ready to use out of the box and does not require any configuration.

- Shock-resistant polymeric body
- High-quality electret microphone with 230 mm long gooseneck
- Zones selection and PTT buttons with LED
- 16ft / 5m connection cable included
- External power supply included

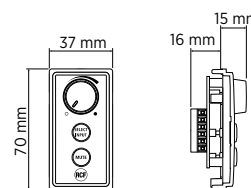
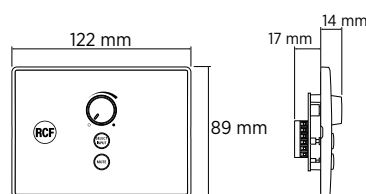


p.n. 14322031

### RC 401 - WALL MOUNT REMOTE CONTROL

1 Volume & 2 Buttons equipped wall mount control panel for DMA 82 and DMA 162 units. Easy connection by CAT5 shielded cable. The controller allows adjusting the output volume, muting it or selecting the desired input program. Available in black or white colour.

- Works with DMA 82 and DMA 162 units
- Master volume adjustment and mute
- Select input program
- Mute all outputs



**RC 401 EU B** p.n. 12399051 (EU) Black - RAL 9005

**RC 401 EU W** p.n. 12399052 (EU) White - RAL 9003

**RC 401 US B** p.n. 12399053 (US) Black - RAL 9005

**RC 401 US W** p.n. 12399054 (US) White - RAL 9003

# 604X AMPLIFIERS

## DPS 604X

4 CHANNELS CLASS D POWER AMPLIFIER WITH CROSSOVER

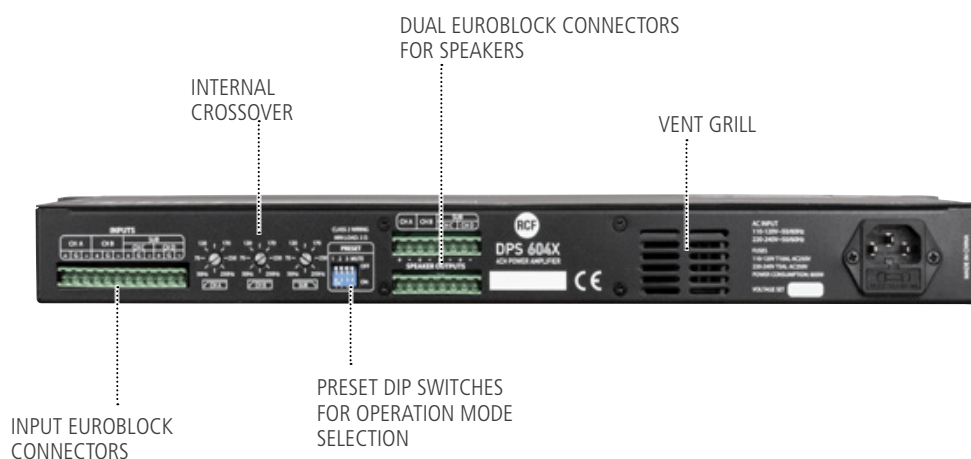


DPS 604X is a 4-channel class D power amplifier designed for professional use in installed sound systems. It has 4 inputs and 4 outputs that could be combined in different configurations: a DIP switch on the rear panel allows to choose among 8 operational modes, and easily adapt the system to the specific installation. Moreover, it has two hi-pass filters (on channels A and B) and a low-pass filter for subwoofers, with cutoff frequencies in the range from 50 Hz to 250 Hz.

### OPERATIONAL MODES

Depending on the installation, the RCF DPS 604X can be configured in 8 different operational modes from the multiple DIP Switch on the back panel. Four independent channels linked directly to the four inputs are the standard functioning mode, but it is possible to select 7 different combinations with and without crossover, with linked, bridged channels and an active configurable crossover with 2 independent hi-pass filters and a single lowpass for the subwoofer.

- Fast response and low distortion
- Eight different operation modes, two of which with internal crossover
- Extensive protective circuits ensure high reliability and operating safety
- Level control for each channel on the front panel
- Signal and peak LED for each channel





## SPECIFICATIONS

### DPS 604X

p.n. 12100008 (220-240V) - p.n. 12100012 (115V)

RMS OUTPUT POWER (SINGLE CHANNELS)	4 x 80 W @ 8 Ω   4 x 150 W @ 4 Ω   4 x 230 W @ 2 Ω
RATED OUTPUT POWER (BRIDGED OUTPUTS)	2 x 300 W @ 8 Ω   2 x 400 W @ 4 Ω
FREQUENCY RESPONSE	20 Hz ÷ 14.1 kHz (+0/-3 dB) @ 2 Ω   20 Hz ÷ 24 kHz (+0.5/-3 dB) @ 4 Ω   20 Hz ÷ 33 kHz (+1.5/-3 dB) @ 8 Ω
TOTAL HARMONIC DISTORTION	0.1%
SIGNAL / NOISE RATIO	> 95 dB
AMPLIFIER VOLTAGE GAIN	28 ±0.5 dB
DAMPING FACTOR	> 200
CROSSTALK	< 70 dB
INPUT IMPEDANCE	20 kΩ (balanced), 10 kΩ (unbalanced)
INPUT SENSITIVITY	0.9-1.1 V (0±1dBV)
PROTECTIONS	Short circuit, open circuit, thermal drift, ultrasonic, RF protection, reactive or mismatched loads, internal fuses.
CONNECTORS	Euroblock
OPERATING VOLTAGE	115 / 230 V (according to the model), 50/60 Hz
DIMENSIONS (W x H x D)	483 x 44 x 281 mm (1U – 19" rack)
NET WEIGHT	4.5 kg

# DX ELECTRONICS

## DX 1616

### MATRIX AUDIO PROCESSOR

DX 1616 AES-Dante remote software. This network-based software designed for Microsoft Windows and Mac OSX allows the management of the DX 1616 Matrix Sound Processor. -Pre-Amp configuration, selecting source types like analog, AES/EBU, Dante -Designing Input groups for festival applications -Input source processing with EQ, delay and compressor -Powerful 16x16 router to assign processing tasks to flexible output patches.

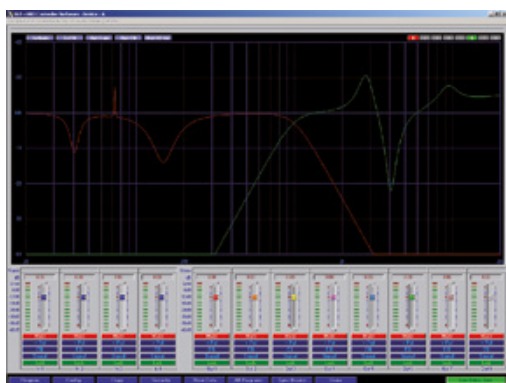
- Hybrid architecture DSP
- 48 KHz sampling, 40 bit floating point engine
- 16 x 16 I/O matrix
- Dante enabled network audio transport
- 8 AES/EBU inputs - 8 AES/EBU outputs
- Ethernet connectivity and control
- Maximum latency 3 ms
- Easy to use software GUI



## DX 4008

### 4 INPUT - 8 OUTPUT DIGITAL PROCESSOR

The DX 4008 is a complete 4 input - 8 output digital loudspeaker management system designed for the touring or fixed sound installation markets. The absolute latest in available technology is utilized with 32-bit (40-bit extended) floating point processor and high performance 24-bit Analog Converters. The high-bit DSP prevents noise and distortion induced by truncation errors of the commonly used 24-bit fixed-point devices. A complete set of parameters include I/O levels, delay, polarity, 6 bands of parametric EQ per channel, multiple crossover selections and full function limiters. The DX 4008 can be controlled or configured in real time on the panel or with the intuitive PC GUI accessed via the RS 232 interface. Software upgrade for CPU and DSP via PC keeps the device current with newly developed algorithms and function once available. Multiple setup storage and system security complete this professional package.



The DX 4008 is shipped with a special PC Graphic User Interface (GUI) application – Xlink that gives the user an option to control the digital processor. The GUI application makes it much easier to control and monitor the device, allowing the user to get the whole picture on one screen. Programs can be recalled and stored from/to PC hard drive, thus expanding the storage to become virtually limitless.



## SPECIFICATIONS

### DX 1616

p.n. 12399033

### DX 4008

p.n. 12135033

#### IN AND OUT

INPUT IMPEDANCE:	>10k ohm	>10k ohm
OUTPUT IMPEDANCE:	< 120 ohm	50 ohm
MAXIMUM LEVEL:	=+20 dBu	=+20 dBu
TYPE:	Electronically balanced	Electronically balanced

#### AUDIO PERFORMANCE

FREQUENCY RESPONSE:	=+/- 0.1dB (20 to 30 kHz)	=+/- 0.1dB (20 to 30 kHz)
DYNAMIC RANGE:	110 dB typ (unweighted)	115 dB typ (unweighted)
CMMR:	100 dB (50 to 10 kHz)	> 60 dB (50 to 10 kHz)
CROSSTALK:	< -100 dB	< -100 dB
DISTORTION:	0.001% (1kHz @+4dBu)	0.002% (1kHz @+4dBu)

#### DIGITAL AUDIO PERFORMANCE

PROCESSOR:	40-bit floating point	32-bit (40-bit extended)
SAMPLING RATE:	96kHz	96kHz
ANALOG CONVERTERS:	High Performance 24-bit	High Performance 24-bit
PROPAGATION DELAY:	3.2ms	3ms

#### FRONT PANEL

DISPLAY:	-	4 x 26 Character Backlit LCD
LEVEL METERS:	-	5 segment LED
BUTTONS:	-	Mute/Edit Controls Menu Controls
SIGNAL LEDES:	1 per input and output channel	-
STATUS LEDES:	Power and network	-
DIAL ENCODER:	-	Embedded Thumb Wheel
CONNECTORS:		
ANALOG INPUTS:	Phoenix 3.5mm (included)	3-pin Female XLR
DIGITAL I/O	DB25 (AES/EBU)	-
ANALOG OUTPUTS:	Phoenix 3.5mm (included)	3-pin Male XLR
LOGICAL IN-RELAY OUT:	Phoenix 3.5mm (included)	-
TCP/IP:	RJ45	-
RS-232:	-	Female DB-9 (DX4008)
USB:	-	Type B (DX 2006)
NETWORK AUDIO I/O:	RJ45 for Dante A, Dante B	-
POWER:	Standard IEC Socket	Standard IEC Socket

#### GENERAL

POWER:	90-240 VAC (50-60Hz)	90-240 VAC (50-60Hz)
DIMENSIONS:	19" x 1.75" x 9" (483x44x229mm)	19" x 1.75" x 9" (483x44x229mm)
WEIGHT:	11 lb - 5 kg	6.1 lb - 3 kg

# MZ ELECTRONICS

## MZ 8060

### AUDIO MATRIX



MZ 8060 is a highly versatile digital audio matrix designed on a powerful DSP platform, based on advanced electronics. It features a 8x6 matrix, where 8 universal MIC-LINE inputs and 6 outputs can be processed through a large number of audio parameters, such as parametric equalizers, compressors, gates, limiters, delays, duckers, priorities, auto-mixer. The Automatic Level Control facility is also available, a probe can be connected on input 8, in order to automatically adjust the volume level according to the environmental noise measured. MZ 8060 is able to receive 10 logic inputs (GPI) and send 6 logic outputs (GPO), assignable. 2 of these outputs are operated by a relay. A serial port can be set to control the unit from a third party system (e.g. Crestron and AMX). Moreover, it is possible to link two MZ 8060 (in master-slave configuration) to create a 16-input 12-output matrix. A slot on the rear panel allows the integration of an optional RCF RDNet module, to access MZ 8060 through an RDNet control network. Up to 12 paging consoles BM 3003 can be daisy-chained to the dedicated RJ 45 input, alternative on input 1. The front panel integrates several LED indicators to allow the supervision of the audio input and output activities. A dedicated PC Control Software, embedded into RDNet environment is available for unit setup and control: if the optional RDNet module is not installed, a standard USB connector is located on the front panel. It is suitable for 19" rack mounting (1U). MZ 8060 uses a 50W power supply, 100-240VAC, 50/60Hz.

- 40-bit floating point processing DSP and 48 kHz 24-bit HI-Q Analogue/Digital Conversion, dynamic range > 112 dB.
- 8 universal inputs with 48V phantom facility and full audio processing, 6 hi-level routable balanced outputs with full audio processing.
- Configurable ALC (Automatic Level Control) facility by using Input 8 to connect a noise detection microphone. The control is then assignable to any output or group of outputs.
- 10 programmable logic inputs (GPI), 6 programmable logic outputs (GPO), 2 of which supported by relay.
- Configurable parametric EQs, gates, compressors, limiters, delays, priority levels, automatic gain control, levels, gains on in-out and cross points, auto-mixer operations, filters.
- Each unit can work as dual-room combiner with independent auto-mixer facility for each room.
- USB connectivity for device configuration.

### RELATED ACCESSORIES



## TS 9918

### TOUCH-SENSITIVE REMOTE CONTROL

p.n. 13360235 (Black) - p.n. 13360243 (White)

TS 9918 is a touch sensitive remote control mainly dedicated to MZ 8060 digital mixer preamplifier. Its 8 buttons and scroll-wheel are fully configurable using the PC Control Software and the slim-line structure allows installation in any environment. Three back-light operation modes are available according to application: night, eco, daylight.





## SPECIFICATIONS

### MZ 8060

p.n. 17100004

A/D – D/A CONVERTERS	24 bits
SAMPLING RATE:	48 kHz
MAX. AUDIO INPUT LEVEL	+24 dBu (balanced)
MAX. MIC INPUT GAIN	+50 dB
OUTPUT IMPEDANCE	50 Ω
FREQUENCY RESPONSE	20 Hz ÷ 20 kHz (±0.5 dB)
DYNAMIC RANGE	> 114 dB
DISTORTION (THD+N, 1kHz@ +22 dBu):	< 0.01% (analogue input to analogue output)
POWER:	100 ÷ 240 V ac (50 / 60 Hz)
PHANTOM POWER:	48 V
DIMENSIONS (W x H x D):	482 x 44 x 320 mm (1 unit - 19" rack) (18.98" x 1.73" x 12.60")
NET WEIGHT	3.475 kg (7.66 lbs)

A serial port can be set to control the unit from a third party system (e.g. Crestron and AMX).

AUDIO OUTPUTS balanced line level outputs for removable connectors.

EXTENSION LINK IN/OUT  
Input/output to link the of the second MZ 8060 (optional).

AUDIO INPUTS balanced line level inputs for removable connectors.



MZ 8060 is able to receive 10 logic inputs (GPI) and send 6 logic outputs (GPO), assignable. 2 of these outputs are operated by a relay.

AUDIO INPUTS unbalanced line level inputs with RCA sockets.

Up to 12 paging consoles BM 3003 can be daisy-chained to the dedicated RJ 45 input, alternative on input 1.

AUDIO OUTPUTS unbalanced line level inputs with RCA sockets.

# R D N E T

## ELECTRONICS

### RDNET CONTROL 8

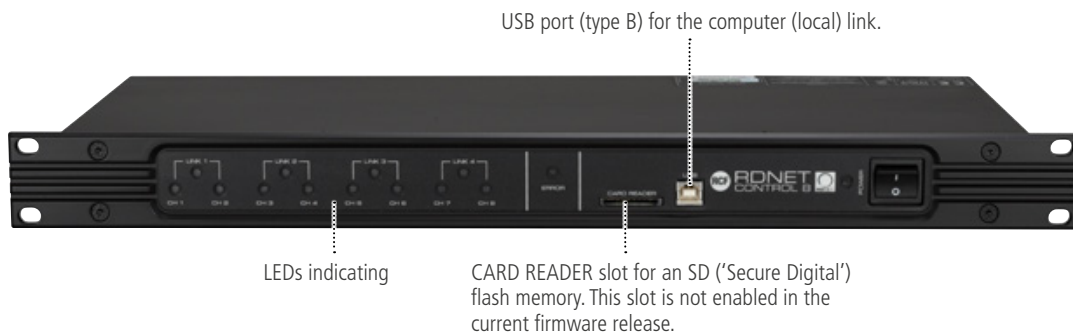
#### 8 OUTPUT MASTER UNIT

RDNet Control 8 is a USB/Ethernet interface with 8 RDNet inputs, able to connect up to 256 (8x32) RCF RDNet compatible devices via Ethernet CAT5 cables. With Control 8 and RDNet management software, it's possible to manage and control single or groups of devices with in-depth real-time monitoring. The RDNet Scan function sequentially scans all audio devices connected to Control 8, recognizes, assigns digital address labels, and adds them as objects in the main RDNet window for management, audio routing, monitoring, and adjustments.




p.n. 17170154

- Ethernet (remote control) and USB (direct control) PC connection to RDNet
- Control up to 8 SUB-NETS of up to 32 slave devices
- All devices are cyclically scanned ("polling") 10 times a second
- Auto detect device placement
- Controlling slave devices status and functions
- Monitoring and displaying faults and warnings sent from slave devices
- Storing subnet user filters configuration in a removable memory card



'Powercon' connector for the power cable.  
Operating voltage: 100 ÷ 240 V ac (50 – 60 Hz).





## RDNET CONTROL 2

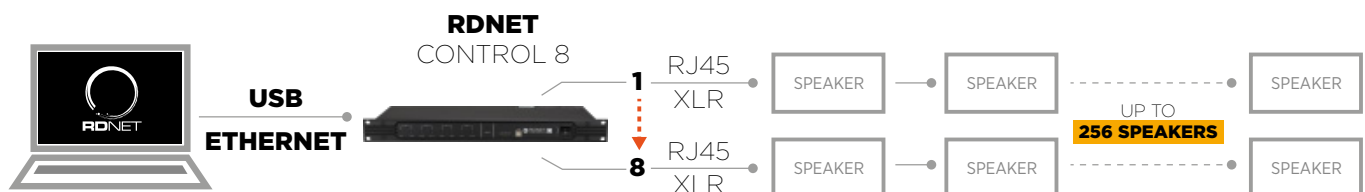
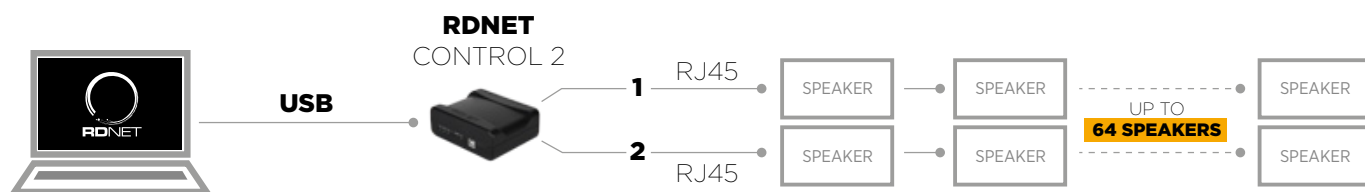
### 2 OUTPUT MASTER UNIT

RDNet Control 2 is a USB/Ethernet interface with 2 RDNet inputs, able to connect up to 64 (2x32) RCF RDNet compatible devices via Ethernet CAT5 cables. With Control 2 and RDNet management software, it's possible to manage and control single or groups of devices with in-depth real-time monitoring. The RDNet Scan function sequentially scans all audio devices connected to Control 2, recognizes, assigns digital address labels, and adds them as objects in the main RDNet window for management, audio routing, monitoring, and adjustments.



p.n. 17170163

- Real-time USB device monitoring and control
- Auto detect device placement
- Control up to 2 SUB-NETS of up to 32 slave devices
- All devices are cyclically scanned ("polling") 10 times a second
- Connected devices are automatically added to the software synoptic



# 1033

## AUDIO SOURCE


### MS 1033

CD / MP3 PLAYER, FM TUNER



The MS 1033 is really a dual sound source, built on two independent sections that can be used at the simultaneously. - CD player with anti-shock mechanic and electronics. It plays both audio tracks and MP3 files on compact discs (CD, CD-R, CD-R/W). It plays MP3 files (only) on USB flash drives and 'Secure Digital' (SD) cards (this port is also compatible for 'MultiMedia Cards') . - Tuner (FM: 87.5 ÷ 108 MHz) with 60 memories (10 accessed directly and 50 through the remote control) to store and recall preferred stations quickly.

- Double sound source with two independent sections and outputs (Tuner - CD/Mp3)
- CD player to reproduce audio tracks and MP3 files from a compact disc (CD, CD-R, CD-R/W) or from the USB drive ("Flash" memory-stick with only MP3 files)
- The USB port is available on both front and back panels to provide maximum flexibility
- The SD card port is available on front panels
- I/R remote control for CD and Tuner included
- LCD backlit display gives information on the CD and MP3 files
- FM radio tuner (87.5 - 108 MHz) with possibility to memorize your 30 favourite radio stations
- Stereo / Mono selector for applications where stereo signals are not needed
- LCD backlit display shows the frequency and stations that are in the memory





## SPECIFICATIONS

### MS 1033

p.n. 17170108

#### AMPLIFIER SPECIFICATIONS

FREQUENCY RESPONSE (-3DB):	20 Hz ÷ 20 kHz
SIGNAL/NOISE RATE ("A" WEIGHTED)	>80 dB
CROSSTALK	<60 dB
DISTORTION (THD+N) @ 1 KHZ NOMINAL POWER:	<0.15 %
PROTECTIONS:	Cooling (Convection)

#### OUTPUT SECTION

SIGNAL OUTPUT NUMBER:	3
SIGNAL OUTPUT CONNECTORS:	RCA

#### CONTROLS

CONFIGURATION:	Front panel
PRIORITY:	Yes

#### AUDIO SOURCES

AUDIO SOURCES:	CD, FM Tuner, USB pen drives, SD card:
----------------	--

#### GENERAL

OPERATING VOLTAGE:	220-240/115 V~ 50/60HzV ~ Hz
VOLTAGE SELECTION:	External
POWER CONSUMPTION:	50 W
CABINET/CASE MATERIAL:	Metal
COLOR:	Black
RACK MOUNTING:	19", 1U
DIMENSIONS: H x W x D	1.73" x 18.98" x 9.84" (44 x 482 x 250 mm)
WEIGHT:	8.16 lb - 3.7 kg



www.rcf.it

HEADQUARTERS:

RCF S.p.A. Italy  
tel. +39 0522 274 411  
e-mail: info@rcf.it

RCF UK  
Int. +44 (0) 1702 800846  
e-mail: info@rcfaudio.co.uk

RCF France  
tel. +33 6 24 15 81 76  
e-mail: france@rcf.it

RCF Germany  
tel. +49 2203 925370  
e-mail: germany@rcf.it

RCF Spain  
tel. +34 91 817 42 66  
e-mail: info@rcfaudio.es

RCF Benelux  
tel. +49 (0) 2203 9253724  
e-mail: benelux@rcf.it

RCF USA Inc.  
tel. +1 732-9026100  
e-mail: info@rcf-usa.com